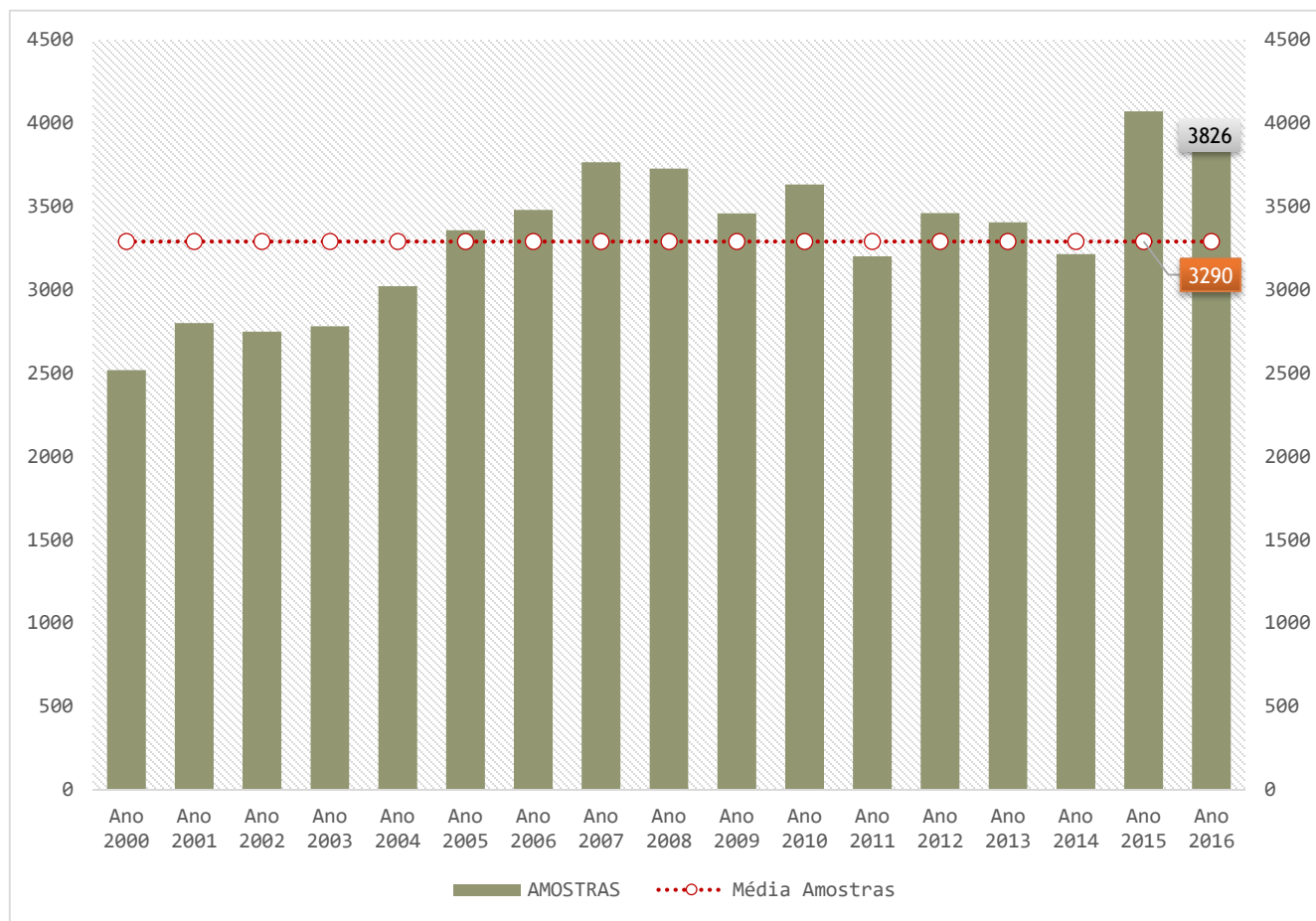




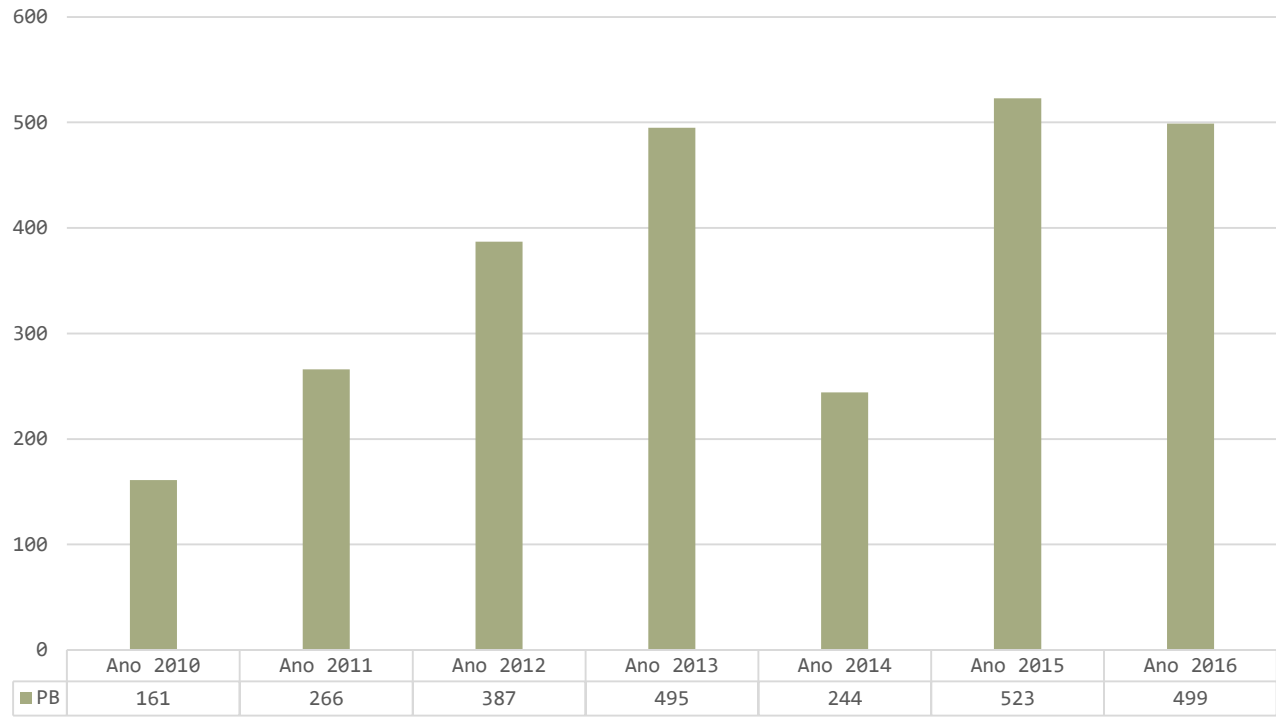
Autoridade Antidopagem de Portugal

**RESULTADOS 2016**

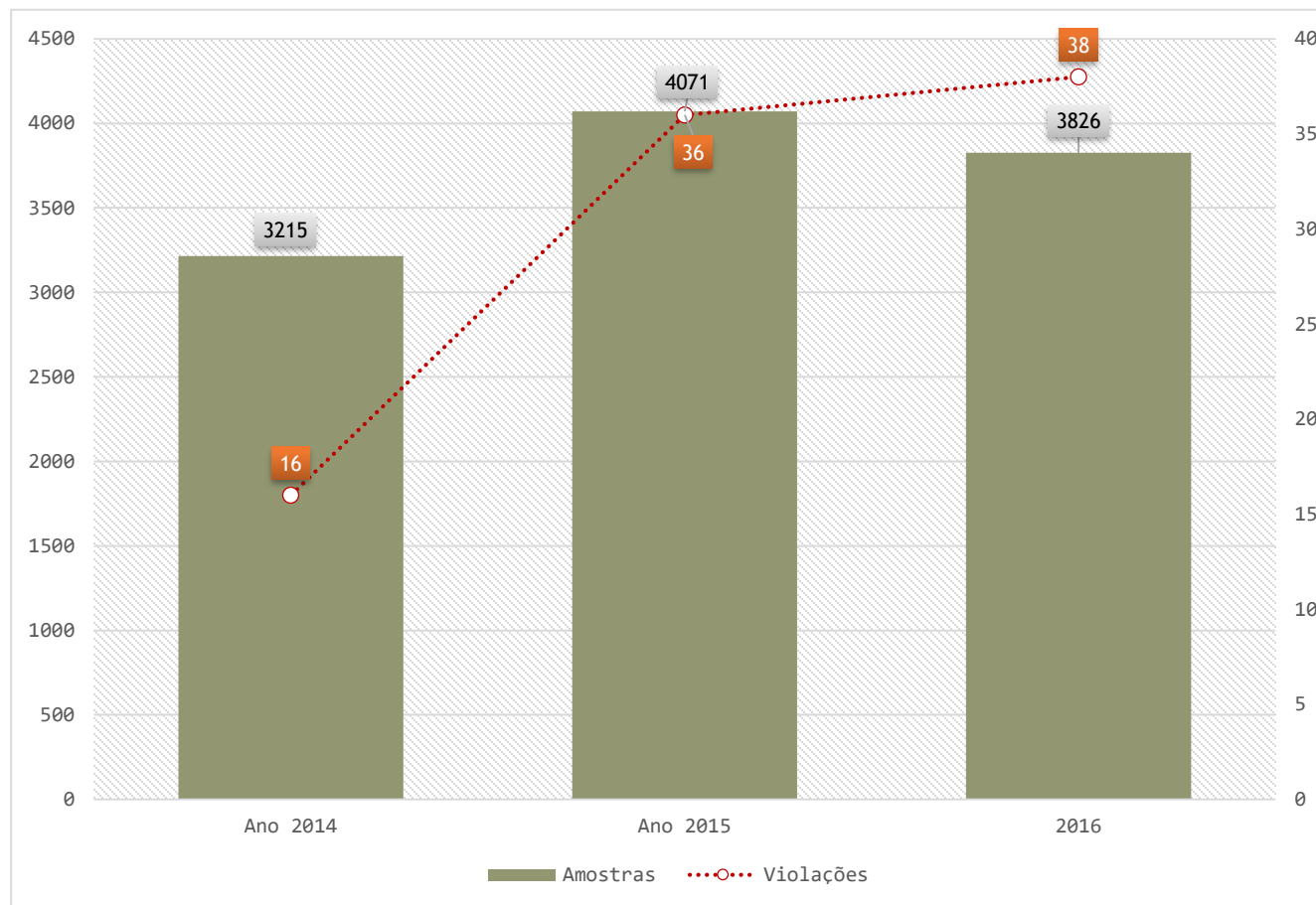
# NÚMERO DE AMOSTRAS RECOLHIDAS 2000/2016



# Nº TOTAL AMOSTRAS - PASSAPORTE BIOLÓGICO

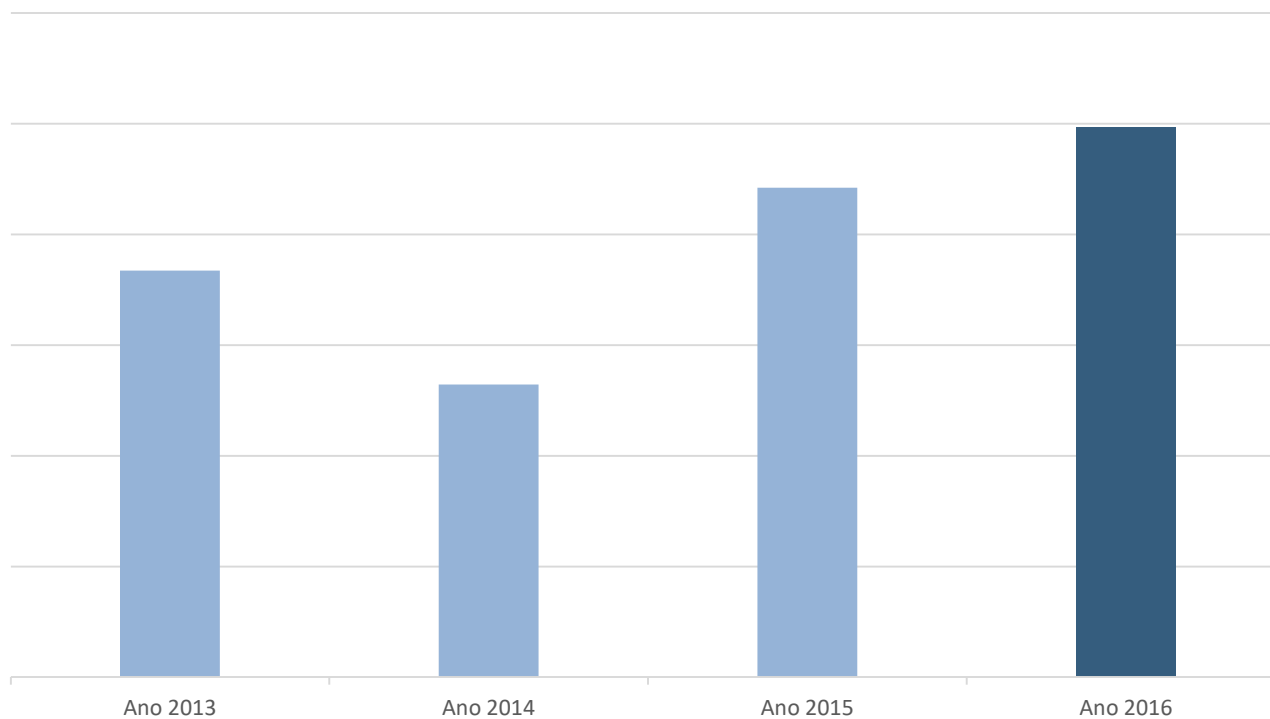


# NÚMERO DE AMOSTRAS Vs. VIOLAÇÕES ANALÍTICAS

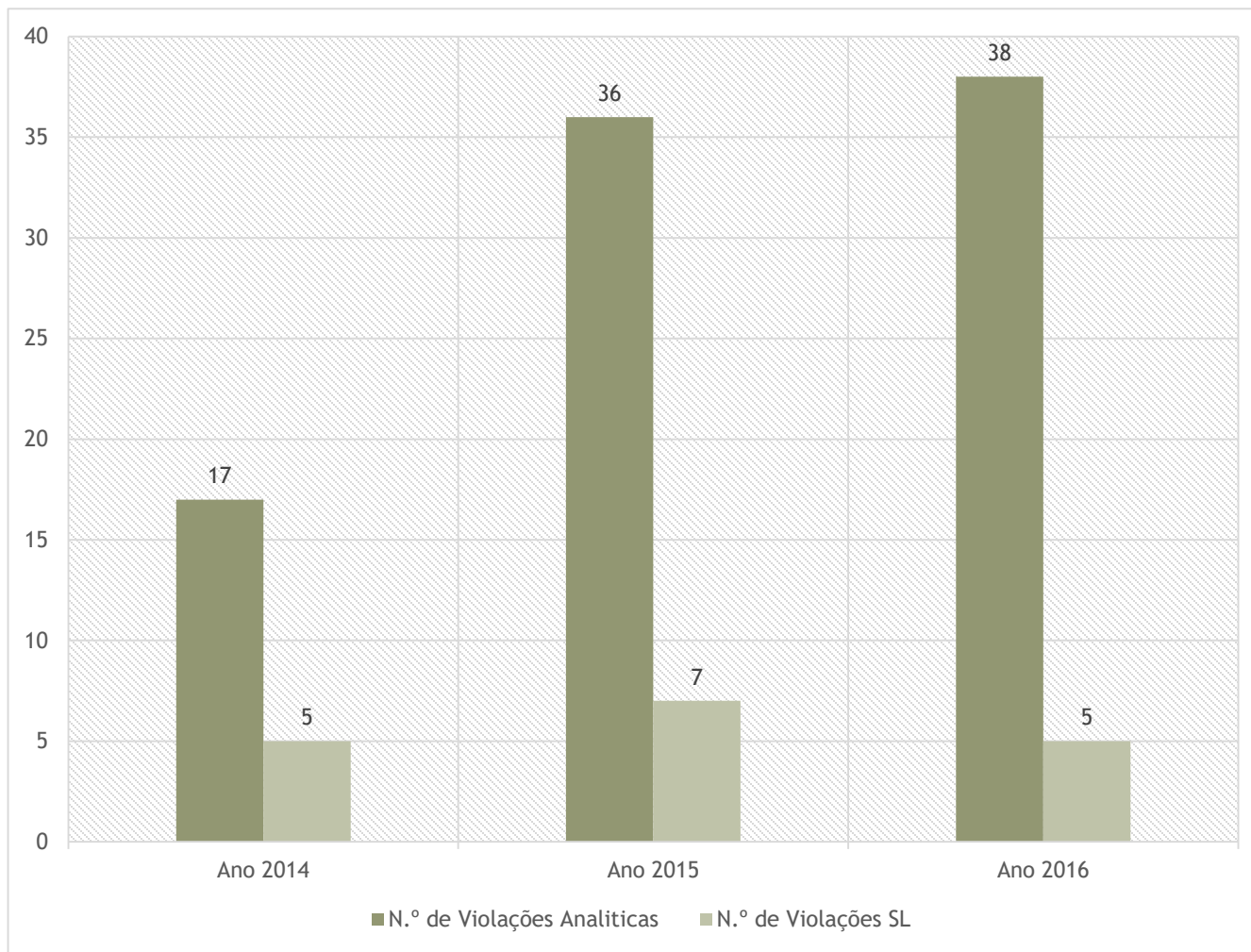


## A ADOP CONSEGUE EM 2016 MAIOR EFICÁCIA NO SEU PNA

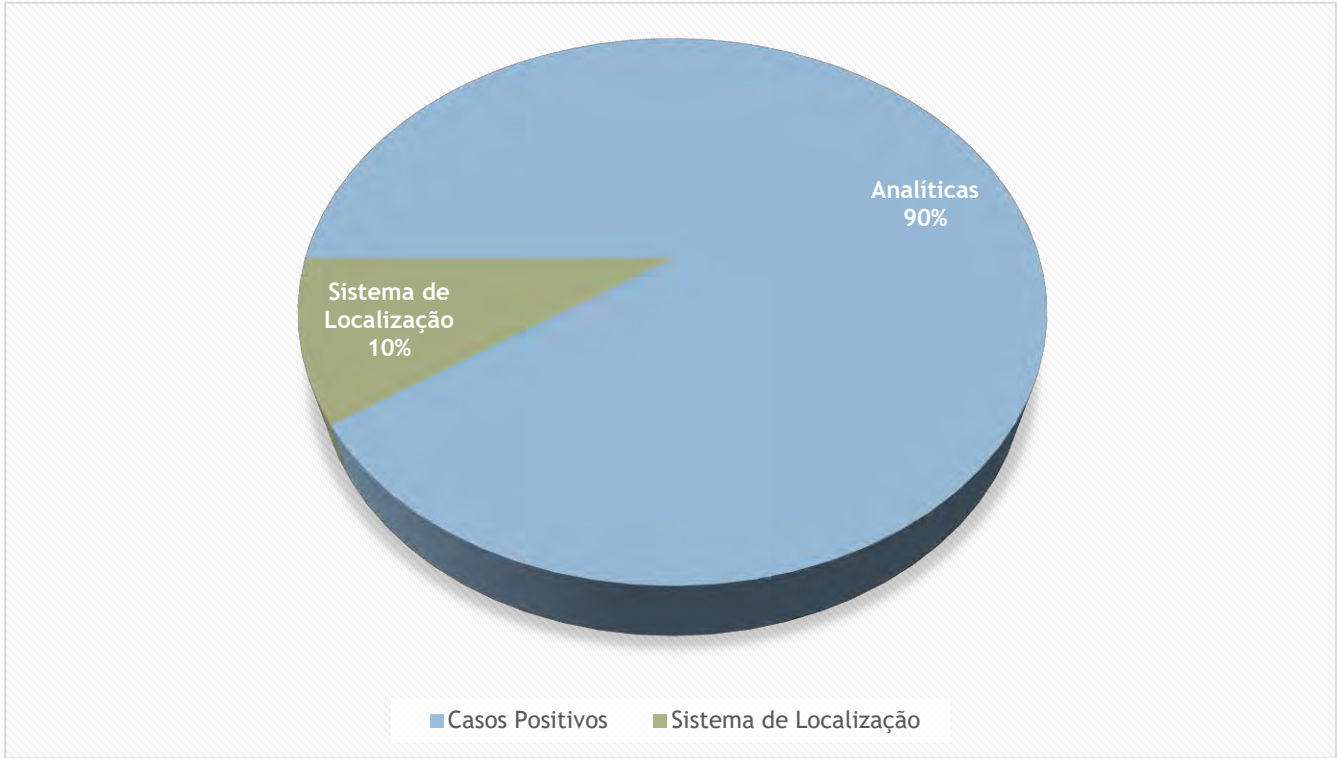
% Eficácia =  $\frac{\text{N.º Violações}}{\text{N.º de amostras}}$



## VIOLAÇÕES: ANALÍTICAS Vs. SISTEMA de LOCALIZAÇÃO



# VIOLAÇÕES: ANALÍTICAS Vs. SISTEMA de LOCALIZAÇÃO



# AMOSTRAS RECOLHIDAS POR FEDERAÇÃO

Modalidades	Competição	Fora Competição	Internacionais	Total
Andebol	13	65	0	78
Artes Marciais Chinesas	20	0	0	20
Atletismo	192	39	89	320
Automobilismo	51	0	0	51
Badminton	4	0	0	4
Basquetebol	57	6	0	63
Bilhar	18	0	0	18
Bridge	20	0	0	20
Canoagem	31	18	26	75
Campismo e Montanhismo	0	6	0	6
Corfebol	21	0	0	21
Ciclismo	356	161	73	590
Dança Desportiva	4	14	0	18
Damas	10	0	0	10
Desporto adaptado Geral	5	9	10	24
Desportos de Inverno	2	0	0	2
Desporto Subaquatico	6	0	0	6
Esgrima Geral	0	4	0	4
Futebol	714	897	32	1643
Ginástica	26	15	31	72
Golfe	47	0	0	47
Hóquei	21	8	0	29
Judo	13	16	0	29
Karaté	10	0	8	18
Kickboxing e Muaythai	85	0	0	85
Lutas Geral	15	1	0	16
Mini-Golfe	8	0	0	8
Motociclismo Geral	16	0	0	16
Natação	47	42	78	167
Orientação	3	0	21	24
Patinagem	0	13	4	17
Pentatlo Moderno	4	0	0	4
Pesca Desportiva Geral	33	3	0	36
Remo	11	29	4	44
Rugby	16	0	18	34
surf	22	1	1	24
Taekwondo	10	1	0	11
Ténis	8	3	0	11
Ténis de Mesa	8	1	0	9
Tiro com Arco	4	0	0	4
Tiro Geral	36	3	0	39
Triatlo	37	13	4	54
Vela	6	9	0	15
Skate	8	0	0	8
Voleibol	18	4	0	22
Xadrez	10	0	0	10



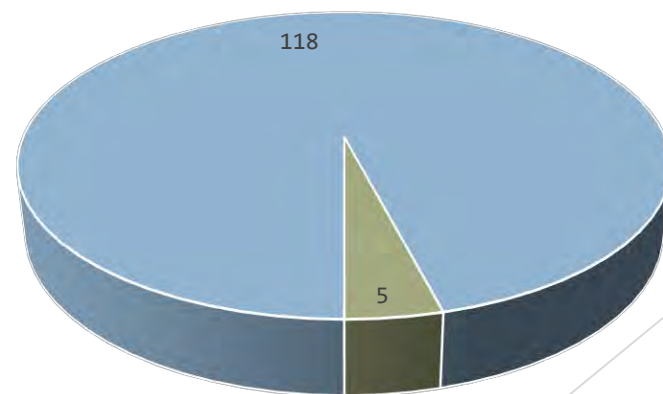
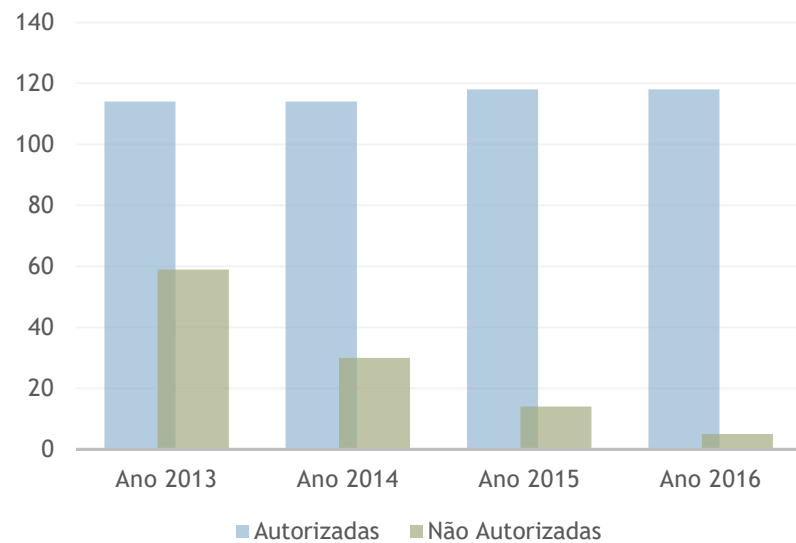
## VIOLAÇÃO DE NORMAS ANTIDOPAGEM POR MODALIDADES

Modalidades	Casos Positivos	Sistema de Localização
Pesca Desportiva	1	
Atletismo		1
Automobilismo	2	
Ciclismo	7	2
Damas	1	
Futebol	4	
Motociclismo	1	
Kickboxing	11	
Artes Marciais Chinesas	2	
Canoagem		1
Bridge	9	
Surf		1
<b>TOTAL</b>	<b>38</b>	<b>5</b>

## CASOS POSITIVOS Vs. SUBSTÂNCIAS PROIBIDAS

Substâncias	N.º de vezes em que as substâncias foram detetadas nas amostras
4-OH-Propranolol	1
Propranolol	1
Canrenone	3
4-Amino-6-Chloro-1,3-Benzenedisulphnamide	9
Cocaine	1
Benzoyllecgonine	1
Furosemide	4
Clenbuterol	2
Hydrochlorotiazide	8
17 beta-hydroxymethyl-17 Methyl-18-Nor-2-OXA-5- Androsta-13-En-3-One	1
17 alfa-hydroxymethyl-17-methyl-18-nor-2-oxa-5-antrosta-13-en-3-one	1
Tertbutaline	1
19-norandrosterone	2
19-noretioholanolone	1
Carboxi-Tetrahydrocannabinol	6
Metolazone	1
3b-oh-tibolone	1
clortalidone	1
6 alfa-0h-7 beta-thiomethylspironolactone	2
Chlorstiazide	4
Indapanide	4
Dorzolamide	1
3 oh-Stanozolol - Gluquronide	1
Prednisone	1
Prednisolone	1
4 beta - oh - Stanozolol	2
Ephedrine	1
Chlortalidone	1
Oxilofrine	1

## AUTORIZAÇÕES DE UTILIZAÇÃO TERAPÊUTICA



■ Autorizadas ■ Não Autorizadas



# Estatística de 2016 Relativa a Portugal, publicada pela Agência Mundial Antidopagem

Publicada a 25 de outubro de 2017

Link - <https://www.wada-ama.org/en/resources/laboratories/anti-doping-testing-figures>

# N.º de Controlos de Dopagem Realizados

# Autoridades Nacionais Antidopagem



## 2016 Anti-Doping Testing Figures Samples Analyzed and Reported by Accredited Laboratories in ADAMS

Table 6: Total Samples by TA Category - National Anti-Doping Organizations (NADOs)

NADOs	ADAMS ADO Code	Samples	Urine						Blood						Total	
			IC	ATF	AAF	Sampl	ATF	AAF	Sampl	IC	ATF	AAF	Sampl	ATF	AAF	Sampl
German National Anti-Doping Agency	NADA	4435	1	80	7699	3	5	451	-	1	1237	-	-	13822	0.0%	0.3%
US Anti-Doping Agency	USADA	2990	2	82	5601	6	57	89	-	-	451	-	-	9131	0.1%	1.5%
China Anti-Doping Agency	CHINAADA	2561	26	47	5037	69	52	91	-	-	544	4	-	8233	1.2%	1.2%
Italian National Anti-Doping Agency	NADO ITALIA	5366	68	69	2216	33	9	141	-	2	435	-	-	8158	1.2%	1.0%
French Anti-Doping Agency	AFID-NADO	4399	19	133	2367	3	12	378	-	9	313	-	-	7457	0.3%	2.3%
UK Anti-Doping	UKAD	2311	1	20	3777	-	15	186	-	-	883	-	1	7157	0.0%	0.5%
Japan Anti-Doping Agency	JADA	3473	4	11	1792	3	1	-	-	-	106	-	-	5371	0.1%	0.2%
Australian Sports Anti-Doping Authority	ASADA	1459	3	43	2472	6	10	19	-	-	480	-	-	4430	0.2%	1.2%
Canadian Centre for Ethics in Sport	CCES	897	-	20	2203	4	14	46	-	-	297	-	-	3443	0.1%	1.0%
Swedish Sports Confederation	SS	1139	1	30	2132	1	19	-	-	-	91	-	-	3362	0.1%	1.5%
Romanian National Anti-Doping Agency	ANAD-Romania	1745	-	27	1142	-	21	70	-	-	289	-	1	3246	-	1.5%
Korea Anti-Doping Agency	KADA	2157	2	22	966	-	1	38	-	-	24	-	-	3185	0.1%	0.7%
Poland Commission Against Doping in Sports	PANDA	1635	5	48	1155	4	13	44	-	-	302	1	2	3136	0.3%	2.0%
Turkish Anti Doping Commission	TADC	1935	-	29	983	2	5	9	-	-	98	-	-	3025	0.1%	1.1%
Portugal Anti-Doping Agency	ADAP	2046	2	41	880	-	1	-	-	-	2	-	-	2928	0.1%	1.4%
National Anti Doping Agency -India	IND-NADO	1369	-	62	1130	-	11	24	-	-	108	-	-	2811	-	2.6%
South African Institute for Drug-Free Sport	SAIDS	1972	3	60	774	-	12	16	-	-	33	-	-	2795	0.1%	2.6%
Finnish Center for Integrity in Sports/Finnish Anti-Doping Agency	FINCUI/FINADA	1095	-	5	1415	-	5	69	-	-	213	-	-	2792	-	0.4%
Russian National Anti-Doping Organization	RUSADA	620	-	22	1723	4	44	9	-	-	205	-	-	2557	0.2%	2.6%
Antidoping Switzerland	ADOP	780	1	12	1360	15	4	4	-	-	299	-	-	2443	0.7%	0.7%
Anti-Doping Norway	ADN	932	1	15	1186	-	9	1	-	-	291	-	-	2410	0.0%	1.0%
Braslian Authority on Anti-Doping Control	ABCD	1397	3	42	794	1	5	19	-	-	117	-	-	2327	0.2%	2.0%
Netherlands Anti-Doping Authority	ADAN	1163	-	19	1042	-	1	-	-	-	109	-	-	2314	-	0.9%
Colombian NADO	COL-NADO	1434	9	9	478	1	1	29	-	-	34	-	-	1975	0.5%	0.5%
NADO Flanders	NADO F	1111	-	38	751	1	9	-	-	-	57	-	-	1919	0.1%	2.4%
Kazakhstan National Anti-Doping Centre	KAZ-NADO	967	3	44	602	-	18	85	-	-	33	-	-	1687	0.2%	3.7%
Cuban National Anti-Doping Agency	CUB-NADO	359	-	3	1107	-	4	-	-	-	201	-	-	1667	-	0.4%
National Anti-Doping Agency Austria GmbH	NADA Austria	362	-	4	1110	-	3	4	-	-	85	-	-	1561	-	0.4%
Hungarian Anti-Doping Agency	HUNADO	539	1	4	755	-	2	-	-	-	220	3	-	1514	0.3%	0.4%
Anti-Doping Denmark	ADO	680	-	6	693	-	6	-	-	-	102	-	-	1475	-	0.8%
Sports Authority of Thailand	THA-NADO	644	5	13	812	2	1	-	-	-	-	-	-	1456	0.5%	1.0%
Czech Anti-Doping Committee	CADC	972	-	12	325	-	6	3	-	-	81	-	-	1381	-	1.3%
French Community of Belgium NADO	BEU-CFWB	910	-	31	407	-	1	-	-	-	44	-	-	1361	-	2.4%
Drug Free Sport New Zealand	DFSNZ	386	-	6	802	-	1	-	-	-	44	-	-	1232	-	0.6%
Sport Ireland	SI	242	1	3	511	-	1	-	-	-	463	-	-	1216	0.1%	0.3%
Spain National Anti-Doping Agency	ESPA-NADO	782	2	7	250	2	3	24	-	-	23	-	-	1079	0.4%	0.9%
National Anti-Doping Commission of Argentina	ARG-NADO	925	7	8	127	-	3	-	-	-	-	-	-	1052	0.7%	1.0%
Chilean National Anti-Doping Commission	CHI-NADO	544	1	19	505	-	5	2	-	2	-	-	-	1051	0.1%	2.5%
Hellenic National Council for Combatting Doping	ESKAN	759	-	4	292	-	1	-	-	-	-	-	-	1051	-	0.5%
Saudi Arabian Antidoping Committee	SAA-NADO	745	12	17	235	-	1	10	-	1	14	-	-	1004	1.2%	1.9%
I.R Iran National Anti-Doping Organization	IRI-NADO	721	-	34	276	-	6	-	-	-	-	-	-	997	-	4.0%
Egyptian National Anti-doping Organization	EGY-NADO	565	3	29	430	5	17	-	-	-	-	-	-	995	0.8%	4.6%
Anti-Doping Agency of Malaysia	ADAMAS	612	-	8	134	-	2	-	-	-	-	-	-	746	-	1.3%

15.º  
Lugar entre  
106  
Autoridades

# Autoridades Regionais Antidopagem



## 2016 Anti-Doping Testing Figures Samples Analyzed and Reported by Accredited Laboratories in ADAMS

Table 7: Total Samples by TA Category - Regional Anti-Doping Organizations (RADOs)

RADOs	ADAMS ADO Code	Urine						Blood						Total		
		Samples	IC ATF	AAF	Samples	OOB ATF	AAF	Samples	IC ATF	AAF	Samples	OOB ATF	AAF	Samples	% ATF	% AAF
<b>Portugal Anti-Doping Agency</b>	ADoP	<b>2046</b>	<b>2</b>	<b>41</b>	<b>880</b>	<b>-</b>	<b>1</b>	<b>-</b>	<b>-</b>	<b>-</b>	<b>2</b>	<b>-</b>	<b>-</b>	<b>2928</b>	<b>0.1%</b>	<b>1.4%</b>
Africa Zone V RADO	AFR-RADO-V	232	-	4	531	1	4	-	-	-	2	-	-	765	0.1%	1.0%
Africa Zone I RADO	AFR-RADO-I	232	2	5	312	-	7	-	-	-	-	-	-	544	0.4%	2.2%
Central American RADO	RADO-CAM	20	-	1	164	-	2	-	-	-	-	-	-	184	-	1.6%
Africa Zone VI RADO	AFR-RADO-VI	75	-	-	107	-	1	-	-	-	-	-	-	182	-	0.5%
Oceania RADO	O-RADO	63	-	-	81	-	-	-	-	-	-	-	-	144	-	-
Eastern Europe RADO	E-EUR-RADO	-	-	-	124	-	3	-	-	-	1	-	-	125	-	2.4%
Caribbean RADO	CAR-RADO	48	-	1	75	-	1	-	-	-	-	-	-	123	-	1.6%
South East Asia RADO	SE-ASIA-RADO	9	-	1	87	-	1	-	-	-	-	-	-	96	-	2.1%
Central Asia RADO	RADOCA-RADO	-	-	-	89	-	3	-	-	-	-	-	-	89	-	3.4%
Africa Zone II & III RADO	AFR-RADO-II-III	-	-	-	84	-	-	-	-	-	-	-	-	84	-	-
West Asia RADO	W-ASIA-RADO	18	-	2	64	-	5	-	-	-	-	-	-	82	-	8.5%
Indian Ocean RADO	IND-OCE-RADO	-	-	-	73	-	1	-	-	-	-	-	-	73	-	1.4%
South Asia RADO	S-ASIA-RADO	-	-	-	53	-	-	-	-	-	-	-	-	53	-	-
Africa Zone IV RADO	AFR-RADO-IV	9	-	-	-	-	-	-	-	-	-	-	-	9	-	-
		<b>706</b>	<b>2</b>	<b>14</b>	<b>1,844</b>	<b>1</b>	<b>28</b>	<b>-</b>	<b>-</b>	<b>-</b>	<b>3</b>	<b>-</b>	<b>-</b>	<b>2,553</b>	<b>0.1%</b>	<b>1.6%</b>

A Autoridade Antidopagem de Portugal, realizou em 2016 mais controlos de dopagem que todas as Regional Anti-Doping Organizations (RADOs).

# Tipos de Análises



# GC/IRMS



## 2016 Anti-Doping Testing Figures Samples Analyzed and Reported by Accredited Laboratories in ADAMS

Table 14: GC/C/IRMS Tests Conducted per Testing Authority for Markers of the Steroid Profile

Testing Authority	ADAMS Code	Urine						
		IC Samples	IC AAF	QOC Samples	QOC AAF	Total Samples	Total AAFs	% AAF
US Anti-Doping Agency	USADA	143	8	477	9	620	17	2.7%
Italian National Anti-Doping Agency	NADO ITALIA	214	16	88	2	302	18	6%
International Cycling Union	UCI	130	7	81	-	211	7	3.3%
China Anti-Doping Agency	CHNADA	29	-	127	-	156	0	0%
International Olympic Committee	IOC	116	1	27	1	143	2	1.4%
IAAF - Athletics Integrity Unit	IAAF - AIU	36	-	89	5	125	5	4%
Antidoping Switzerland	ADCH	27	-	91	2	118	2	1.7%
French Anti-Doping Agency	AFLD-NADO	82	9	34	-	116	9	7.8%
Canadian Centre for Ethics in Sport	CCES	20	1	89	2	109	3	2.8%
International Swimming Federation	FINA	19	-	88	-	107	0	0%
Brazilian Football Confederation	BRA-CBF	98	1	-	-	98	1	1%
Netherlands Anti-Doping Authority	ADAN	48	-	50	-	98	0	0%
German National Anti-Doping Agency	NADA	38	2	53	-	91	2	2.2%
Turkish Anti Doping Commission	TADC	47	2	26	-	73	2	2.7%
Union of European Football Associations	UEFA	50	-	21	-	71	0	0%
Swedish Sports Confederation	RF	29	1	41	-	70	1	1.4%
International Paralympic Committee	IPC	32	3	35	-	67	3	4.5%
Russian National Anti-Doping Organization	RUSADA	13	1	53	1	66	2	3.0%
South African Institute for Drug-Free Sport	SAIDS	51	5	15	1	66	6	9%
Saudi Arabian Antidoping Committee	KSA-NADO	57	-	8	-	65	0	0%
Australian Sports Anti-Doping Authority	ASADA	21	1	38	1	59	2	3.4%
Brazilian Authority on Anti-Doping Control	ABCD	42	7	13	1	55	8	14.5%
Colombian NADO	COL-NADO	40	-	15	-	55	0	0%
Drug Free Sport New Zealand	DFSNZ	16	-	34	-	50	0	0%
Finnish Center for Integrity in Sports/Finnish Anti-Doping Agency	FINCIS/FINADA	26	1	23	-	49	1	2%
Japan Anti-Doping Agency	JADA	35	-	13	-	48	0	0%
NADO Flanders	NADOF	35	-	13	2	48	2	4.2%
International Weightlifting Federation	IWF	27	-	17	-	44	0	0%
International Tennis Federation	ITF	30	-	12	-	42	0	0%
French Community of Belgium NADO	BEL-CFWB	28	2	12	-	40	2	5%
Kazakhstan National Anti-Doping Centre	KAZ-NADO	19	2	21	-	40	2	5%
Portugal Anti-Doping Agency	ADoP	26	-	11	-	37	0	0%
Egyptian National Anti-doping Organization	EGY-NADO	24	3	12	2	36	5	13.9%
World Triathlon Corporation	WTC	24	2	12	2	36	4	11.1%
Sport Ireland	SI	8	1	27	-	35	1	3%
Anti-Doping Denmark	ADD	16	-	19	-	35	0	0%
Anti-Doping Norway	ADN	15	1	19	2	34	3	8.8%
UK Anti-Doping	UKAD	7	1	27	1	34	2	5.9%
Italian Ministry of Health Departement	CVD-Italia	33	2	-	-	33	2	6.1%
Spain National Anti-Doping Agency	ESP-NADO	27	-	4	1	31	1	3.2%
Chilean National Anti-Doping Commission	CHI-NADO	11	2	17	-	28	2	7.1%
International Triathlon Union	ITU	25	-	3	-	28	0	0%
Jamaica Anti-Doping Commission	JADCO	6	-	20	-	26	0	0%
National Anti Doping Agency -India	IND-NADO	16	9	9	2	25	11	44.0%
Algerian Football Federation	ALG-FOO	25	-	-	-	25	0	0%
Africa Zone V RADO	AFR-RADO-V	11	1	13	-	24	1	4.2%

32.º  
Lugar entre 244  
Organismos



# ESAS



## 2016 Anti-Doping Testing Figures Samples Analyzed and Reported by Accredited Laboratories in ADAMS

Table 15: ESA Tests Conducted per Testing Authority (Urine)

Testing Authority	ADAMS Code	IC		Urine OOC		Total Samples	Total %	
		Samples	AAF	Samples	AAF		AAF	AAF
German National Anti-Doping Agency	NADA	1029	2	2942	-	3971	2	0.1%
International Cycling Union	UCI	1543	4	1387	-	2930	4	0.14%
IAAF - Athletics Integrity Unit	IAAF - AIU	1051	-	1562	1	2613	1	0.04%
Brazilian Authority on Anti-Doping Control	ABCD	1087	3	773	-	1860	3	0.2%
US Anti-Doping Agency	USADA	171	-	1384	-	1555	0	0%
UK Anti-Doping	UKAD	363	-	1097	-	1460	0	0%
Italian National Anti-Doping Agency	NADO ITALIA	929	5	474	-	1403	5	0.4%
China Anti-Doping Agency	CHINADA	545	2	806	1	1351	3	0.2%
Union of European Football Associations	UEFA	545	-	711	-	1256	0	0%
Russian National Anti-Doping Organization	RUSADA	290	-	850	-	1140	0	0%
Netherlands Anti-Doping Authority	ADAN	451	1	581	-	1032	1	0.1%
International Olympic Committee	IOC	603	1	378	3	981	4	0.4%
Japan Anti-Doping Agency	JADA	557	-	346	-	903	0	0%
Turkish Anti-Doping Commission	TADC	390	1	474	-	864	1	0.1%
Portugal Anti-Doping Agency	ADoP	376	-	481	-	857	0	0%
Canadian Centre for Ethics in Sport	CCES	191	-	584	-	775	0	0%
Poland Commission Against Doping in Sports	PANDA	333	-	338	-	671	0	0%
South African Institute for Drug-Free Sport	SAIDS	444	-	207	-	651	0	0%
NADO Flanders	NADOF	350	-	292	2	642	2	0.3%
International Swimming Federation	FINA	108	-	497	-	605	0	0%
Swedish Sports Confederation	RF	176	-	353	-	529	0	0%
Australian Sports Anti-Doping Authority	ASADA	133	-	377	2	510	2	0.4%
Anti-Doping Norway	ADN	68	-	430	-	498	0	0%
International Paralympic Committee	IPC	160	-	321	-	481	0	0%
Romanian National Anti-Doping Agency	ANAD-Romania	218	-	263	-	481	0	0%
World Anti-Doping Agency	WADA-AMA	64	-	384	-	448	0	0%
Kazakhstan National Anti-Doping Centre	KAZ-NADO	330	-	117	-	447	0	0%
French Anti-Doping Agency	AFLD-NADO	248	1	197	-	445	1	0.2%
International Biathlon Union	IBU	271	-	168	-	439	0	0%
Colombian NADO	COL-NADO	249	-	167	-	416	0	0%
International Ski Federation	FIS	128	-	281	-	409	0	0%
Finnish Center for Integrity in Sports/Finnish Anti-Doping Agency	FINCIS/FINADA	85	-	292	-	377	0	0%
Anti-Doping Denmark	ADO	119	-	229	1	348	1	0.3%
International Triathlon Union	ITU	235	-	110	-	345	0	0%
Sport Ireland	SI	1	-	329	-	330	0	0%
Hellenic National Council for Combatting Doping	ESKAN	309	-	19	-	328	0	0%
National Anti-Doping Agency Austria GmbH	NADA Austria	108	-	207	-	315	0	0%
World Rugby	World Rugby	11	-	304	-	315	0	0%
National Anti-Doping Commission of Argentina	ARG-NADO	285	-	27	-	312	0	0%
Spain National Anti-Doping Agency	ESP-NADO	164	1	131	-	295	1	0.3%
Drug Free Sport New Zealand	DFSNZ	34	-	251	-	285	0	0%
Africa Zone V RADO	AFR-RADO-V	103	-	173	-	276	0	0%
Korea Anti-Doping Agency	KADA	203	-	44	-	247	0	0%
Antidoping Switzerland	ADCH	22	-	218	-	240	0	0%
United World Wrestling	UWW	85	-	145	-	230	0	0%

15.º  
Lugar entre 210  
Organismos



# N.º de Análises realizadas por Modalidades

# Desportos Aquáticos



## 2016 Anti-Doping Testing Figures Samples Analyzed and Reported by Accredited Laboratories in ADAMS

Table 26: ASOIF Sport - Aquatics

Testing Authority (TA)	ADAMS Code	Urine						Blood						Total Samples	%
		IC Samples	ATF	AAF	OC Samples	ATF	AAF	IC Samples	ATF	AAF	OC Samples	ATF	AAF		
International Swimming Federation	FINA	1002	3	12	2714	2	9	83	-	-	645	1	1	4444	0.5%
China Anti-Doping Agency	CHINADA	350	1	1	706	4	19	27	-	-	42	3	-	1125	1.8%
US Anti-Doping Agency	USADA	432	-	12	443	-	5	20	-	-	25	-	-	920	1.6%
Italian National Anti-Doping Agency	NADO ITALIA	530	-	5	279	3	-	-	-	-	20	-	-	829	0.6%
German National Anti-Doping Agency	NADA	119	-	-	591	-	-	20	-	-	80	-	-	810	-
International Olympic Committee	IOC	418	1	7	230	-	-	16	-	-	65	-	-	729	1.0%
Australian Sports Anti-Doping Authority	ASADA	143	-	-	179	-	-	-	-	-	32	-	-	354	-
Japan Anti-Doping Agency	JADA	146	-	-	137	-	-	-	-	-	25	-	-	308	-
Hungarian Anti-Doping Agency	HUNADO	61	-	-	145	-	-	-	-	-	78	-	-	284	-
Canadian Centre for Ethics in Sport	CCES	65	-	2	138	-	-	-	-	-	57	-	-	260	0.8%
South African Institute for Drug-Free Sport	SAIDS	186	-	6	40	-	-	-	-	-	-	-	-	226	2.7%
Braslian Authority on Anti-Doping Control	ABCD	104	-	1	95	-	1	-	-	-	20	-	-	219	0.9%
French Anti-Doping Agency	AFLD-NADO	103	-	1	86	-	-	1	-	-	9	-	-	199	0.5%
UK Anti-Doping	UKAD	24	-	-	116	-	-	-	-	-	55	-	-	195	-
European Swimming League	LEN	176	-	2	-	-	-	-	-	-	-	-	-	176	1.1%
Russian National Anti-Doping Organization	RUSADA	66	-	-	106	-	1	-	-	-	1	-	-	173	0.6%
Romanian National Anti-Doping Agency	ANAD-Romania	89	-	-	72	-	-	-	-	-	11	-	-	172	-
Chinese Swimming Association	CHN-AQ	1	-	-	147	-	4	-	-	-	-	-	-	148	2.7%
Poland Commission Against Doping in Sports	PANDA	87	1	-	48	-	-	3	-	-	9	-	-	147	-
Antidoping Switzerland	ADCH	62	-	2	64	-	-	1	-	-	20	-	-	147	1.4%
Turkish Anti Doping Commission	TADC	136	-	1	10	-	-	-	-	-	1	-	-	147	0.7%
Provincial Sports Bureau in China	1	14	2	-	129	4	1	-	-	-	-	-	-	143	0.7%
Egyptian National Anti-doping Organization	EGY-NADO	128	1	4	7	-	-	-	-	-	-	-	-	135	3.0%
Netherlands Anti-Doping Authority	ADAN	55	-	3	59	-	-	-	-	-	20	-	-	134	2.2%
Swedish Sports Confederation	RF	33	-	3	81	-	-	-	-	-	5	-	-	119	2.5%
Anti-Doping Agency of Malaysia	ADAMAS	107	-	-	9	-	-	-	-	-	-	-	-	116	-
National Anti Doping Agency -India	IND-NADO	111	-	1	5	-	-	-	-	-	-	-	-	116	0.9%
Chilean National Anti-Doping Commission	CH-NADO	101	-	3	14	-	-	-	-	-	-	-	-	115	2.6%
Czech Anti-Doping Committee	CADC	76	-	-	17	-	-	-	-	-	4	-	-	97	-
Korea Anti-Doping Agency	KADA	66	-	-	31	-	-	-	-	-	-	-	-	97	-
Kazakhstan National Anti-Doping Centre	KAZ-NADO	81	1	10	7	-	-	-	-	-	-	-	-	88	11.4%
World Anti-Doping Agency	WADA-AMA	11	-	-	44	-	2	2	-	-	23	-	-	80	2.5%
NADO Flanders	NADOF	37	-	2	41	-	-	-	-	-	-	-	-	78	2.6%
Anti-Doping Denmark	ADD	21	-	1	47	-	3	-	-	-	9	-	-	77	5.2%
Colombian NADO	COL-NADO	65	-	-	7	-	-	-	-	-	-	-	-	72	-
Portugal Anti-Doping Agency	ADoP	47	-	-	23	-	-	-	-	-	-	-	-	70	-
Sport Ireland	SI	6	-	-	28	-	-	-	-	-	36	-	-	70	-
Croatian Institute for Toxicology and Anti-Doping	CITA	37	-	-	30	-	-	-	-	-	-	-	-	67	-
Spain National Anti-Doping Agency	ESP-NADO	42	-	-	21	-	-	2	-	-	-	-	-	65	-
Finnish Center for Integrity in Sports/Finnish Anti-Doping Agency	FINOS/FINADA	26	-	-	33	-	-	4	-	-	2	-	-	65	-

36.º  
Lugar entre 120  
organismos

# Atletismo



## 2016 Anti-Doping Testing Figures Samples Analyzed and Reported by Accredited Laboratories in ADAMS

Table 28: ASOIF Sport - Athletics

Testing Authority (TA)	ADAMS Code	Urine						Blood						Total Samples	% AAF
		IC		AAF		OOC		IC		AAF		OOC			
		Samples	ATF	AAF	Samples	ATF	AAF	Samples	ATF	AAF	Samples	ATF	AAF		
IAAF - Athletics Integrity Unit	IAAF-AIU	2526	8	18	3816	9	75	11	-	-	359	-	2	6712	1.4%
German National Anti-Doping Agency	NADA	463	-	6	1344	-	1	53	-	1	291	-	-	2151	0.4%
China Anti-Doping Agency	CHINADA	702	8	20	1054	14	7	13	-	-	94	-	-	1863	1.4%
US Anti-Doping Agency	USADA	570	1	15	823	-	4	26	-	-	112	-	-	1531	1.2%
French Anti-Doping Agency	AFLD-NADO	1134	8	16	202	-	-	115	-	1	49	-	-	1500	1.1%
International Olympic Committee	IOC	507	1	1	287	-	1	125	-	-	294	-	2	1213	0.3%
Turkish Anti Doping Commission	TADC	589	-	2	408	-	-	9	-	-	80	-	-	1086	0.2%
National Anti Doping Agency -India	IND-NADO	612	-	21	358	-	3	-	-	-	54	-	-	1024	2.3%
Brasilian Authority on Anti-Doping Control	ABCD	685	-	7	119	-	1	-	-	-	31	-	-	835	1.0%
Japan Anti-Doping Agency	JADA	405	3	2	260	-	1	-	-	-	22	-	-	687	0.4%
European Athletics Association	EA	635	1	5	-	-	-	-	-	-	-	-	-	635	0.6%
Africa Zone V RADO	AFR-RADO-V	213	-	3	310	-	1	-	-	-	2	-	-	525	0.8%
Italian National Anti-Doping Agency	NADO ITALIA	263	-	3	181	6	-	16	-	-	45	-	-	505	0.6%
UK Anti-Doping	UKAD	78	-	-	293	-	-	-	-	-	118	-	-	489	-
South African Institute for Drug-Free Sport	SAIDS	361	2	7	84	-	-	-	-	-	9	-	-	454	1.5%
Swedish Sports Confederation	RF	105	-	1	306	-	3	-	-	-	17	-	-	428	0.9%
Jamaica Anti-Doping Commission	JADCO	147	-	1	161	-	2	39	-	-	62	-	-	409	0.7%
Russian National Anti-Doping Organization	RUSADA	126	-	5	222	-	10	-	-	-	25	-	-	373	4.0%
Poland Commission Against Doping in Sports	PANDA	146	1	1	155	1	2	-	-	-	52	-	-	353	0.8%
Romanian National Anti-Doping Agency	ANAD-Romania	246	-	7	69	-	4	21	-	-	14	-	-	350	3.1%
Sport Ireland	SI	26	-	1	118	-	-	-	-	-	187	-	-	331	0.3%
Belarus National Anti-Doping Agency	BNADA	122	-	20	177	3	4	-	-	-	22	-	-	321	7.5%
Canadian Centre for Ethics in Sport	CCEC	120	-	1	112	1	-	32	-	-	52	-	-	316	0.3%
Australian Sports Anti-Doping Authority	ASADA	109	-	2	161	-	-	-	-	-	44	-	-	314	0.6%
Africa Zone I RADO	AFR-RADO-I	170	2	5	137	-	2	-	-	-	-	-	-	307	2.3%
Provincial Sports Bureau in China	1	12	-	-	270	7	-	-	-	-	-	-	-	282	-
Chilean National Anti-Doping Commission	CHI-NADO	173	1	3	98	-	1	2	-	2	-	-	-	273	2.2%
Finnish Center for Integrity in Sports/Finnish Anti-Doping Agency	FINOS/FINADA	83	-	-	151	-	-	9	-	-	23	-	-	266	-
Cuban National Anti-Doping Agency	CUB-NADO	119	-	1	75	-	-	-	-	-	58	-	-	252	0.4%
Anti-Doping Norway	ADN	46	-	-	119	-	-	-	-	-	70	-	-	235	-
Antidoping Switzerland	ADCH	72	-	2	109	2	-	3	-	-	40	-	-	224	0.9%
NADO Flanders	NADOF	138	-	1	76	-	1	-	-	-	7	-	-	221	0.9%
Portugal Anti-Doping Agency	ADoP	192	-	-	25	-	-	-	-	-	-	-	-	217	-
Netherlands Anti-Doping Authority	ADAN	76	-	-	111	-	-	-	-	-	28	-	-	215	-
Spain National Anti-Doping Agency	ESP-NADO	141	-	3	58	-	-	8	-	-	5	-	-	212	1.4%
Hungarian Anti-Doping Agency	HUNADO	94	-	-	77	-	-	-	-	-	24	-	-	195	-
Anti-Doping Agency of Malaysia	ADAMAS	172	-	3	8	-	-	-	-	-	-	-	-	180	1.7%
Italian Ministry of Health Departement	CVD-Italia	171	3	4	-	-	-	-	-	-	-	-	-	171	2.3%
Colombian NADO	COL-NADO	124	2	2	42	-	-	4	-	-	-	-	-	170	1.2%

33.º  
Lugar entre 156  
Organismos



# Ciclismo



## 2016 Anti-Doping Testing Figures Samples Analyzed and Reported by Accredited Laboratories in ADAMS

Table 33: ASOIF Sport - Cycling

Testing Authority (TA)	ADAMS Code	Urine						Blood						Total Samples	%
		IC	ATF	AAF	OC	ATF	AAF	IC	ATF	AAF	OC	ATF	AAF		
International Cycling Union	UCI	4927	10	53	3432	7	12	434	-	2	441	-	-	9234	0.7%
US Anti-Doping Agency	USADA	570	-	14	455	1	1	4	-	-	66	-	-	1095	1.4%
German National Anti-Doping Agency	NADA	389	-	1	346	-	-	109	-	-	157	-	-	1001	0.1%
French Anti-Doping Agency	AFLD-NADO	618	-	11	101	-	1	159	-	8	46	-	-	924	2.2%
Italian National Anti-Doping Agency	NADO ITALIA	741	3	23	110	-	-	45	-	2	22	-	-	918	2.7%
China Anti-Doping Agency	CHINADA	207	1	1	417	8	1	-	-	-	57	-	-	681	0.3%
Antidoping Switzerland	ADCH	97	-	-	292	2	-	-	-	-	118	-	-	507	-
NADO Flanders	NADOF	189	-	4	271	-	1	-	-	-	40	-	-	500	1.0%
South African Institute for Drug-Free Sport	SAIDS	373	-	6	111	-	-	-	-	-	-	-	-	484	1.2%
Colombian NADO	COL-NADO	331	2	1	96	-	1	16	-	-	11	-	-	454	0.4%
Netherlands Anti-Doping Authority	ADAN	269	-	1	125	-	-	-	-	-	24	-	-	418	0.2%
Portugal Anti-Doping Agency	ADoP	356	1	9	55	-	-	-	-	-	2	-	-	413	2.2%
International Olympic Committee	IOC	136	-	-	153	-	2	11	-	-	97	-	2	397	1.0%
UK Anti-Doping	UKAD	117	-	2	178	-	-	-	-	-	59	-	-	354	0.6%
Australian Sports Anti-Doping Authority	ASADA	116	-	2	166	-	-	10	-	-	60	-	-	352	0.6%
Royal Belgian Cycling League	BEL-CY	337	-	1	-	-	-	-	-	-	-	-	-	337	0.3%
French Community of Belgium NADO	BEL-CFWB	169	-	5	132	-	1	-	-	-	27	-	-	328	1.8%
Cuban National Anti-Doping Agency	CUB-NADO	152	-	1	154	-	-	-	-	-	1	-	-	307	0.3%
Japan Anti-Doping Agency	JADA	267	-	1	24	-	-	-	-	-	-	-	-	291	0.3%
Canadian Centre for Ethics in Sport	CCES	67	-	2	134	-	1	6	-	-	48	-	-	255	1.2%
Korea Cycle Racing Association	KOR-CYC	228	-	1	-	-	-	-	-	-	-	-	-	228	0.4%
Kazakhstan National Anti-Doping Centre	KAZ-NADO	192	-	5	8	-	-	12	-	-	-	-	-	212	2.4%
Anti-Doping Norway	ADN	55	-	2	108	-	-	-	-	-	43	-	-	206	1.0%
Anti-Doping Denmark	ADD	110	-	-	79	-	-	-	-	-	8	-	-	197	-
Poland Commission Against Doping in Sports	PANDA	156	-	4	21	-	-	9	-	-	8	-	-	194	2.1%
Russian National Anti-Doping Organization	RUSADA	54	-	4	113	1	4	-	-	-	9	-	-	176	4.5%
Drug Free Sport New Zealand	DFSNZ	23	-	-	140	-	-	-	-	-	1	-	-	164	-
Sport Ireland	SI	33	-	-	43	-	-	-	-	-	68	-	-	144	-
National Anti-Doping Agency Austria GmbH	NADA Austria	64	-	2	73	-	-	-	-	-	3	-	-	140	1.4%
Italian Ministry of Health Departement	CVD-Italia	136	1	9	-	-	-	-	-	-	-	-	-	136	6.6%
Swedish Sports Confederation	RF	51	-	1	67	-	-	-	-	-	13	-	-	131	0.8%
Chilean National Anti-Doping Commission	CHI-NADO	115	-	7	14	-	-	-	-	-	-	-	-	129	5.4%
Brazilian Authority on Anti-Doping Control	ABCD	40	1	2	64	-	1	-	-	-	12	-	-	116	2.6%
Turkish Anti Doping Commission	TADC	101	-	1	13	-	-	-	-	-	-	-	-	114	0.9%
Venezuela NADO	VEN-NADO	83	-	-	31	-	-	-	-	-	-	-	-	114	-
Spain National Anti-Doping Agency	ESP-NADO	60	-	-	34	-	-	4	-	-	-	-	-	98	-
Czech Anti-Doping Committee	CADC	62	-	-	23	-	2	-	-	-	4	-	-	89	2.2%
National Anti Doping Agency -India	IND-NADO	43	-	-	27	-	-	-	-	-	17	-	-	87	-
Korea Anti-Doping Agency	KADA	50	-	-	28	-	-	-	-	-	-	-	-	78	-
Anti-Doping Agency of Malaysia	ADAMAS	60	-	-	-	-	-	-	-	-	-	-	-	60	-
Guatemala NADO	GUA-OAD	58	-	3	-	-	-	-	-	-	-	-	-	58	5.2%
I.R Iran National Anti-Doping Organization	IRI-NADO	49	-	6	6	-	-	-	-	-	-	-	-	55	10.9%
Luxembourg NADO	ALAD	32	-	-	11	-	-	-	-	-	11	-	-	54	-
Finnish Center for Integrity in Sports/Finnish Anti-Doping Agency	FINOS/FINADA	26	-	-	22	-	-	-	-	-	3	-	-	51	-
Provincial Sports Bureau in China	1	16	-	-	32	-	-	-	-	-	-	-	-	48	-
Bulgarian Anti-doping Center	BUL-NADO	24	-	1	15	-	-	-	-	-	1	-	-	40	2.5%

12.º  
Lugar entre  
111 Organismos

# Futebol



## 2016 Anti-Doping Testing Figures Samples Analyzed and Reported by Accredited Laboratories in ADAMS

Table 37: ASOIF Sport - Football

Testing Authority (TA)	ADAMS Code	Urine						Blood						Total Samples	% AAF
		IC Samples	ATF	AAF	OC Samples	ATF	AAF	IC Samples	ATF	AAF	OC Samples	ATF	AAF		
Brazilian Football Confederation	BRA-CBF	4759	6	25	10	-	-	-	-	-	-	-	-	4769	0.5%
Union of European Football Associations	UEFA	1937	-	5	728	5	-	98	-	-	572	-	-	3335	0.1%
UK Anti-Doping	UKAD	1418	-	4	996	-	7	115	-	-	224	-	-	2753	0.4%
Italian National Anti-Doping Agency	NADO ITALIA	1797	50	5	465	10	-	32	-	-	263	-	-	2557	0.2%
German National Anti-Doping Agency	NADA	1337	-	1	583	-	-	130	-	-	74	-	-	2124	0.0%
South American Football Confederation	CSF/CONMEBOL	1211	1	6	171	-	-	-	-	-	-	-	-	1382	0.4%
Portugal Anti-Doping Agency	ADoP	714	-	3	595	-	1	-	-	-	-	-	-	1309	0.3%
Turkish Football Federation	TUR-FB	1064	-	3	127	-	-	-	-	-	-	-	-	1191	0.3%
International Federation of Football Associations	FIFA	743	1	1	62	-	-	15	-	-	50	-	-	870	0.1%
Algerian Football Federation	ALG-FOO	752	13	2	35	2	-	-	-	-	-	-	-	787	0.3%
National Anti-Doping Commission of Argentina	ARG-NADO	756	4	4	28	-	-	-	-	-	-	-	-	784	0.5%
Saudi Arabian Antidoping Committee	KSA-NADO	402	7	1	186	-	-	-	-	-	-	-	-	588	0.2%
Japan Anti-Doping Agency	JADA	510	-	1	66	-	-	-	-	-	-	-	-	576	0.2%
Colombian NADO	COL-NADO	485	-	4	90	-	-	-	-	-	-	-	-	575	0.7%
French Anti-Doping Agency	AFD-NADO	171	1	3	334	-	-	12	-	-	41	-	-	558	0.5%
Equatorial Football Federation	FEF	459	-	1	2	-	-	-	-	-	-	-	-	461	0.2%
Mexican Football Federation	MEX-FO	407	-	23	24	-	-	-	-	-	-	-	-	431	5.3%
Asian Football Confederation	AFC	343	-	1	87	1	1	-	-	-	-	-	-	430	0.5%
Anti-Doping Paraguay	PAR-NADO	403	4	1	-	-	-	-	-	-	-	-	-	403	0.2%
Korea Anti-Doping Agency	KADA	248	-	1	93	-	-	-	-	-	-	-	-	341	0.3%
I.R Iran National Anti-Doping Organization	IRI-NADO	333	-	5	4	-	-	-	-	-	-	-	-	337	1.5%
Australian Sports Anti-Doping Authority	ASADA	92	-	-	239	4	-	-	-	-	4	-	-	335	-
Swedish Sports Confederation	RF	98	-	2	219	-	-	-	-	-	-	-	-	317	0.6%
African Football Confederation	CAF	300	-	2	-	-	-	-	-	-	-	-	-	300	0.7%
Anti-Doping Norway	ADN	198	-	2	63	-	1	-	-	-	1	-	-	262	1.1%
Hellenic National Council for Combatting Doping	ESKAN	245	-	1	-	-	-	-	-	-	-	-	-	245	0.4%
NADO Flanders	NADOF	131	-	3	106	-	-	-	-	-	-	-	-	237	1.3%
South African Institute for Drug-Free Sport	SAIDS	163	-	1	70	-	-	-	-	-	-	-	-	233	0.4%
National Anti-doping Center of Ukraine	NADC Ukraine	122	-	3	110	-	2	-	-	-	-	-	-	232	2.2%
Romanian National Anti-Doping Agency	ANAD-Romania	130	-	-	55	-	-	-	-	-	30	-	-	215	-
Netherlands Anti-Doping Authority	ADAN	143	-	-	56	-	-	-	-	-	-	-	-	199	-
United Arab Emirates National Anti-doping Committee	UAE-NADO	188	-	1	-	-	-	-	-	-	-	-	-	188	0.5%
Spain National Anti-Doping Agency	ESP-NADO	176	-	-	7	-	-	-	-	-	2	-	-	185	-
National Anti-Doping Agency Austria GmbH	NADA Austria	20	-	-	144	-	-	-	-	-	16	-	-	180	-
Bolivia National Olympic Committee	BOL-NOC	180	-	1	-	-	-	-	-	-	-	-	-	180	0.6%
Anti-Doping Denmark	ADD	91	-	-	75	-	-	-	-	-	9	-	-	175	-
Finnish Center for Integrity in Sports/Finnish Anti-Doping Agency	FINOS/FINADA	65	-	-	92	-	1	4	-	-	10	-	-	171	0.6%
Peru National Anti-Doping Commission	CONAD PERU	138	-	1	28	-	-	-	-	-	-	-	-	166	0.6%
Malta Football Association	MLT-FOO	163	-	4	-	-	-	-	-	-	-	-	-	163	2.5%
Antidoping Switzerland	ADCH	68	-	1	74	4	2	-	-	-	1	-	-	143	2.1%
French Community of Belgium NADO	BEL-CFWB	85	-	-	43	-	-	-	-	-	-	-	-	128	-
Poland Commission Against Doping in Sports	PANDA	102	-	1	12	-	-	-	-	-	12	-	-	126	0.8%
Italian Ministry of Health Departement	CVD-Italia	125	2	2	-	-	-	-	-	-	-	-	-	125	1.6%
International Olympic Committee	IOC	116	-	-	-	-	-	-	-	-	-	-	-	116	-
China Anti-Doping Agency	CHINA	67	-	6	38	-	1	-	-	-	-	-	-	105	6.7%
Cuban National Anti-Doping Agency	CUB-NADO	-	-	-	103	-	-	-	-	-	-	-	-	103	-

7.º  
Lugar entre 112  
Organismos

## Surf

3.º  
Lugar entre  
11  
Organismos

Table 92: ARISF Sport - Surfing

Testing Authority (TA)	ADAMS Code	Urine						Blood						Total Samples	% AAF
		IC Samples	ATF	AAF	OOB Samples	ATF	AAF	IC Samples	ATF	AAF	OOB Samples	ATF	AAF		
International Surfing Association	ISA	69	-	2	8	-	-	-	-	-	-	-	-	77	3%
World Surfing League	WSLeague	27	-	1	-	-	-	-	-	-	-	-	-	27	4%
Portugal Anti-Doping Agency	ADoP	22	-	-	-	-	-	-	-	-	-	-	-	22	-
Bolivian Sports Organization	ODEBO	18	-	-	1	-	-	-	-	-	-	-	-	19	-
Venezuela NADO	VEN-NADO	-	-	-	12	-	-	-	-	-	-	-	-	12	-
Hungarian Anti-Doping Agency	HUNADO	-	-	-	3	-	-	-	-	-	2	-	-	5	-
European Surfing Federation	ESF	4	-	-	-	-	-	-	-	-	-	-	-	4	-
Federacion Dominicana de Medicina del Deporte	FEDOMEDE	-	-	-	4	-	-	-	-	-	-	-	-	4	-
Ministry of Youth and Sports Anti-doping Unit	MRI-NADO	2	-	-	2	-	-	-	-	-	-	-	-	4	-
Sports Authority of Thailand	THA-NADO	-	-	-	2	-	-	-	-	-	-	-	-	2	-
Central American RADO	RADO-CAM	-	-	-	1	-	-	-	-	-	-	-	-	1	-
		142	-	3	33	-	-	-	-	-	2	-	-	177	



# Automobilismo

3.º  
Lugar entre  
22  
Organismos

Table 63: ARISF Sport - Automobile

Testing Authority (TA)	ADAMS Code	Urine						Blood						Total Samples	% AAF
		IC Samples	ATF	AAF	OOB Samples	ATF	AAF	IC Samples	ATF	AAF	OOB Samples	ATF	AAF		
International Automobile Federation	FIA	77	-	-	11	-	-	-	-	-	-	-	-	88	-
UK Anti-Doping	UKAD	57	-	2	-	-	-	-	-	-	-	-	-	57	3.5%
Portugal Anti-Doping Agency	ADoP	51	-	2	-	-	-	-	-	-	-	-	-	51	3.9%
French Anti-Doping Agency	AFLD-NADO	41	-	1	-	-	-	-	-	-	-	-	-	41	2.4%
NADO Flanders	NADOF	35	-	-	-	-	-	-	-	-	-	-	-	35	-
German National Anti-Doping Agency	NADA	23	-	-	-	-	-	-	-	-	-	-	-	23	-
Brazilian Automobile Confederation	BRA-CBAU	23	-	1	-	-	-	-	-	-	-	-	-	23	4.3%
Romanian National Anti-Doping Agency	ANAD-Romania	12	-	1	-	-	-	-	-	-	-	-	-	12	8%
French Community of Belgium NADO	BEL-CFWB	12	-	1	-	-	-	-	-	-	-	-	-	12	8.3%
Spain National Anti-Doping Agency	ESP-NADO	12	-	-	-	-	-	-	-	-	-	-	-	12	-
Sport Ireland	SI	8	-	-	-	-	-	-	-	-	-	-	-	8	-
Czech Anti-Doping Committee	CADC	8	-	1	-	-	-	-	-	-	-	-	-	8	12.5%
Uruguay Anti-Doping	URU-NADO	6	-	-	-	-	-	-	-	-	-	-	-	6	-
Anti-Doping department of State Sports Medicine Centre	LAT-NADO	6	-	2	-	-	-	-	-	-	-	-	-	6	33.3%
Finnish Center for Integrity in Sports/Finnish Anti-Doping Agency	FINCIS/FINADA	4	-	-	-	-	-	-	-	-	-	-	-	4	-
Colombian NADO	COL-NADO	4	-	-	-	-	-	-	-	-	-	-	-	4	-
Anti-Doping Agency of Serbia	ADAS	4	-	1	-	-	-	-	-	-	-	-	-	4	25%
Netherlands Anti-Doping Authority	ADAN	3	-	-	-	-	-	-	-	-	-	-	-	3	-
Japan Anti-Doping Agency	JADA	2	-	-	-	-	-	-	-	-	-	-	-	2	-
Luxembourg NADO	ALAD	-	-	-	1	-	-	-	-	-	-	-	-	1	-
Hungarian Anti-Doping Agency	HUNADO	-	-	-	1	-	-	-	-	-	-	-	-	1	-
Anti-Doping Commission of Malta	MLT-NADO	-	-	-	1	-	-	-	-	-	-	-	-	1	-
		388	-	12	14	-	-	-	-	-	-	-	-	402	

# Golfe



## 2016 Anti-Doping Testing Figures Samples Analyzed and Reported by Accredited Laboratories in ADAMS

Table 38: ASOIF Sport - Golf

Testing Authority [TA]	ADAMS Code	Urine						Blood						Total Samples	% AAF
		IC		OOB		AAF		IC		OOB		AAF			
		Samples	ATF	Samples	ATF	AAF	Samples	ATF	AAF	Samples	ATF	AAF			
International Golf Federation	IGF	159	-	2	7	-	4	-	-	5	-	-	175	1.1%	
Japan Anti-Doping Agency	JADA	32	-	-	19	-	-	-	-	-	-	-	51	-	
International Olympic Committee	IOC	41	-	-	6	-	-	-	-	-	-	-	47	-	
Portugal Anti-Doping Agency	ADoP	47	-	-	-	-	-	-	-	-	-	-	47	-	
German National Anti-Doping Agency	NADA	23	-	-	12	-	-	-	-	-	-	-	35	-	
French Anti-Doping Agency	AFLD-NADO	18	-	-	7	-	-	-	-	1	-	-	26	-	
South African Institute for Drug-Free Sport	SAIDS	25	-	1	-	-	-	-	-	-	-	-	25	4.0%	
Korea Anti-Doping Agency	KADA	18	-	-	-	-	-	-	-	-	-	-	18	-	
Canadian Centre for Ethics in Sport	CCES	6	-	-	11	-	-	-	-	-	-	-	17	-	
US Anti-Doping Agency	USADA	-	-	-	9	-	-	-	-	7	-	-	16	-	
China Anti-Doping Agency	CHINADA	6	-	-	9	-	-	-	-	-	-	-	15	-	
Swedish Sports Confederation	RF	13	-	-	1	-	-	-	-	-	-	-	14	-	
Italian National Anti-Doping Agency	NADO ITALIA	4	-	-	10	-	-	-	-	-	-	-	14	-	
Netherlands Anti-Doping Authority	ADAN	8	-	-	4	-	-	-	-	-	-	-	12	-	
Anti-Doping Norway	ADN	9	-	-	2	-	-	-	-	-	-	-	11	-	
Finnish Center for Integrity in Sports/Finnish Anti-Doping Agency	FINOIS/FINADA	4	-	-	6	-	-	-	-	-	-	-	10	-	
Czech Anti-Doping Committee	CADC	8	-	-	1	-	-	-	-	-	-	-	9	-	
Spain National Anti-Doping Agency	ESP-NADO	8	-	-	-	-	-	-	-	-	-	-	8	-	
NADO Flanders	NADOF	6	-	-	1	-	-	-	-	-	-	-	7	-	
Anti-Doping Denmark	ADD	4	-	-	3	-	-	-	-	-	-	-	7	-	
Japan Golf Association	JPN-GO	6	-	-	-	-	-	-	-	-	-	-	6	-	
Sports Authority of Thailand	THA-NADO	-	-	-	4	-	-	-	-	-	-	-	4	-	
Croatian Institute for Toxicology and Anti-Doping	CITA	4	-	-	-	-	-	-	-	-	-	-	4	-	
Turkish Anti-Doping Commission	TADC	4	-	-	-	-	-	-	-	-	-	-	4	-	
Colombian NADO	COL-NADO	4	-	-	-	-	-	-	-	-	-	-	4	-	
Anti-Doping Agency of Malaysia	ADAMAS	-	-	-	3	-	-	-	-	-	-	-	3	-	
International Committee of Sports for the Deaf	ICSD / CISS	3	-	-	-	-	-	-	-	-	-	-	3	-	
UK Anti-Doping	UKAD	-	-	-	2	-	-	-	-	-	-	-	2	-	
Hong Kong Anti-Doping Committee	HKG-ADC	-	-	-	1	-	-	-	-	1	-	-	2	-	
Anti-Doping Agency of Serbia	ADAS	2	-	-	-	-	-	-	-	-	-	-	2	-	
National Anti-Doping Agency Austria GmbH	NADA Austria	-	-	-	2	-	-	-	-	-	-	-	2	-	
National Olympic and Sports Association of Iceland	ISL-NADO	2	-	-	-	-	-	-	-	-	-	-	2	-	
Antidoping Switzerland	ADCH	-	-	-	1	-	-	-	-	-	-	-	1	-	
Israeli NADO	ISR-NADO	-	-	-	1	-	-	-	-	-	-	-	1	-	
Venezuela NADO	VEN-NADO	-	-	-	1	-	-	-	-	-	-	-	1	-	
Drug Free Sport New Zealand	DFSNZ	-	-	-	1	-	-	-	-	-	-	-	1	-	
Africa Zone I RADO	AFR-RADO-I	-	-	-	1	-	-	-	-	-	-	-	1	-	
Hungarian Anti-Doping Agency	HUNADO	-	-	-	1	-	-	-	-	-	-	-	1	-	
Chinese Taipei Anti-Doping Agency	CTADA	-	-	-	1	-	-	-	-	-	-	-	1	-	
South Asia RADO	S-ASIA-RADO	-	-	-	1	-	-	-	-	-	-	-	1	-	
Oceania RADO	O-RADO	-	-	-	1	-	-	-	-	-	-	-	1	-	
Sport Ireland	SI	-	-	-	1	-	-	-	-	-	-	-	1	-	
		464	-	3	130	-	4	-	-	14	-	-	612		

4.º  
Lugar entre  
42  
Organismos

# Basquetebol



## 2016 Anti-Doping Testing Figures Samples Analyzed and Reported by Accredited Laboratories in ADAMS

Table 30: ASOIF Sport - Basketball

Testing Authority (TA)	ADAMS Code	Urine						Blood						Total Samples	%
		IC			OOC			IC			OOC				
		Samples	ATF	AAF	Samples	ATF	AAF	Samples	ATF	AAF	Samples	ATF	AAF		
International Basketball Federation	FIBA	470	-	6	74	-	-	-	-	-	9	-	-	553	1.1%
Turkish Basketball Federation	TUR-BAS	484	-	4	12	-	-	-	-	-	-	-	-	496	0.8%
Italian National Anti-Doping Agency	NADO ITALIA	318	5	4	36	-	-	-	-	-	-	-	-	354	1.1%
Hellenic National Council for Combatting Doping	ESKAN	184	-	1	156	-	-	-	-	-	-	-	-	340	0.3%
German National Anti-Doping Agency	NADA	137	-	1	98	-	-	-	-	-	6	-	-	241	0.4%
French Anti-Doping Agency	AFLD-NADO	85	-	1	139	-	-	-	-	-	1	-	-	225	0.4%
Swedish Sports Confederation	RF	58	-	1	98	-	-	-	-	-	-	-	-	156	0.6%
Japan Anti-Doping Agency	JADA	104	-	-	45	-	-	-	-	-	-	-	-	149	-
Spain National Anti-Doping Agency	ESP-NADO	92	-	-	36	-	-	-	-	-	8	-	-	136	-
Poland Commission Against Doping in Sports	PANDA	108	1	1	12	-	-	-	-	-	12	-	-	132	0.8%
Australian Sports Anti-Doping Authority	ASADA	45	-	2	66	-	-	-	-	-	13	-	-	124	1.6%
Romanian National Anti-Doping Agency	ANAD-Romania	66	-	-	41	-	-	-	-	-	2	-	-	109	-
Finnish Center for Integrity in Sports/Finnish Anti-Doping Agency	FINOS/FINADA	45	-	1	52	-	-	3	-	-	7	-	-	107	0.9%
China Anti-Doping Agency	CHINADA	72	3	3	33	-	1	-	-	-	-	-	-	105	3.8%
Croatian Institute for Toxicology and Anti-Doping	CITA	73	-	-	31	-	-	-	-	-	-	-	-	104	-
French Community of Belgium NADO	BEL-CFWB	71	-	-	32	-	-	-	-	-	-	-	-	103	-
Korea Anti-Doping Agency	KADA	47	-	-	34	-	-	-	-	-	-	-	-	81	-
Anti-Doping Norway	ADN	38	-	-	41	-	-	-	-	-	-	-	-	79	-
US Anti-Doping Agency	USADA	-	-	-	63	-	-	-	-	-	7	-	-	70	-
International Olympic Committee	IOC	61	-	2	7	-	-	-	-	-	-	-	-	68	2.9%
Portugal Anti-Doping Agency	ADoP	57	-	-	4	-	-	-	-	-	-	-	-	61	-
Agency for Anti-Doping Control of Bosnia and Herzegovina	BIH-NADO	38	-	1	18	-	-	-	-	-	4	-	-	60	1.7%
Italian Ministry of Health Departement	CVD-Italia	60	1	1	-	-	-	-	-	-	-	-	-	60	1.7%
I.R Iran National Anti-Doping Organization	IRI-NADO	56	-	3	4	-	-	-	-	-	-	-	-	60	5.0%
NADO Flanders	NADOF	25	-	2	30	-	-	-	-	-	-	-	-	55	3.6%
Saudi Arabian Antidoping Committee	ISA-NADO	52	1	1	-	-	-	-	-	-	-	-	-	52	1.9%
Turkish Anti Doping Commission	TADC	48	-	2	-	-	-	-	-	-	-	-	-	48	4.2%
Canadian Centre for Ethics in Sport	CCES	-	-	-	46	-	-	-	-	-	-	-	-	46	-
Czech Anti-Doping Committee	CADC	32	-	-	8	-	-	-	-	-	4	-	-	44	-
National Anti-Doping Agency Austria GmbH	NADA Austria	8	-	-	32	-	-	-	-	-	-	-	-	40	-
Chilean National Anti-Doping Commission	CHI-NADO	40	-	1	-	-	-	-	-	-	-	-	-	40	2.5%
Netherlands Anti-Doping Authority	ADAN	36	-	1	2	-	-	-	-	-	-	-	-	38	2.6%
South African Institute for Drug-Free Sport	SAIDS	36	-	-	-	-	-	-	-	-	-	-	-	36	-
Israeli NADO	ISR-NADO	36	-	-	-	-	-	-	-	-	-	-	-	36	-
Sports Authority of Thailand	THA-NADO	24	-	-	8	-	-	-	-	-	-	-	-	32	-
Brasiliian Authority on Anti-Doping Control	ABCD	30	-	2	1	-	-	-	-	-	-	-	-	31	6.5%
Anti-Doping Agency of Serbia	ADAS	24	-	-	4	-	-	-	-	-	-	-	-	28	-
Qatar Antidoping Commission	QADC	27	-	-	-	-	-	-	-	-	-	-	-	27	-
Brazilian National Basketball League	BRA-BK	27	-	-	-	-	-	-	-	-	-	-	-	27	-
Cuban National Anti-Doping Agency	CUB-NADO	-	-	-	25	-	-	-	-	-	-	-	-	25	-

21.º  
Lugar entre  
85  
Organismos

# Bridge

1.º  
Lugar entre  
6  
Organismos

Table 70: ARISF Sport - Bridge

Testing Authority (TA)	ADAMS Code	Urine						Blood						Total Samples	% AAF
		IC Samples	ATF	AAF	OOB Samples	ATF	AAF	IC Samples	ATF	AAF	OOB Samples	ATF	AAF		
Portugal Anti-Doping Agency	ADoP	20	-	9	-	-	-	-	-	-	-	-	-	20	45%
Italian National Anti-Doping Agency	NADO ITALIA	16	1	4	1	-	-	-	-	-	-	-	-	17	24%
World Bridge Federation	WBF	14	-	-	-	-	-	-	-	-	-	-	-	14	-
Turkish Anti Doping Commission	TADC	4	-	-	-	-	-	-	-	-	-	-	-	4	-
Anti-Doping Agency of Serbia	ADAS	2	-	-	-	-	-	-	-	-	-	-	-	2	-
Sports Authority of Thailand	THA-NADO	2	1	-	-	-	-	-	-	-	-	-	-	2	-
		58	2	13	1	-	-	-	-	-	-	-	-	59	

# Artes Marciais Chinesas



## 2016 Anti-Doping Testing Figures Samples Analyzed and Reported by Accredited Laboratories in ADAMS

Table 96: ARISF Sport - Wushu

Testing Authority (TA)	ADAMS Code	Urine						Blood						Total	
		IC Samples	ATF	AAF	OOB Samples	ATF	AAF	IC Samples	ATF	AAF	OOB Samples	ATF	AAF	Samples	% AAF
International Wushu Federation	IWUF	39	-	1	22	-	2	-	-	-	-	-	-	61	5%
China Anti-Doping Agency	CHINADA	8	-	-	28	-	-	-	-	-	2	-	-	38	-
Korea Anti-Doping Agency	KADA	18	-	-	2	-	-	-	-	-	-	-	20	-	
Portugal Anti-Doping Agency	ADoP	20	-	1	-	-	-	-	-	-	-	-	20	5%	
National Anti-Doping Agency -India	IND-NADO	-	-	-	20	-	-	-	-	-	-	-	20	-	
I.R Iran National Anti-Doping Organization	IRI-NADO	8	-	1	8	-	-	-	-	-	-	-	16	6%	
Provincial Sports Bureau in China	1	-	-	-	15	-	1	-	-	-	-	-	15	7%	
Indonesian Anti-Doping Agency	INADA	10	-	-	-	-	-	-	-	-	-	-	10	-	
South Asia Olympic Council - SAC 2016	SAOC 2016	10	-	1	-	-	-	-	-	-	-	-	10	10%	
Sports Authority of Thailand	THA-NADO	9	-	-	-	-	-	-	-	-	-	-	9	-	
National federations in China	6	-	-	-	8	-	-	-	-	-	-	-	8	-	
French Anti-Doping Agency	AFLD-NADO	8	-	2	-	-	-	-	-	-	-	-	8	25%	
Turkish Anti Doping Commission	TADC	6	-	-	-	-	-	-	-	-	-	-	6	-	
NADO Flanders	NADOF	6	-	-	-	-	-	-	-	-	-	-	6	-	
Hong Kong Anti-Doping Committee	HKG-ADC	-	-	-	4	-	-	-	-	-	1	-	5	-	
Czech Anti-Doping Committee	CADC	4	-	-	-	-	-	-	-	-	-	-	4	-	
Eastern Europe RADO	E-EUR-RADO	-	-	-	4	-	-	-	-	-	-	-	4	-	
Netherlands Anti-Doping Authority	ADAN	-	-	-	3	-	-	-	-	-	-	-	3	-	
South East Asia RADO	SE-ASIA-RADO	-	-	-	3	-	-	-	-	-	-	-	3	-	
Central Asia RADO	RADOCA-RADO	-	-	-	3	-	-	-	-	-	-	-	3	-	
		146	-	6	120	-	3	-	-	-	3	-	269		

4.º  
Lugar entre  
20  
Organismos

# Pesca Desportiva

1.º  
Lugar entre  
11  
Organismos

Table 99: AIMS Sport - Casting

Testing Authority (TA)	ADAMS Code	Urine						Blood						Total Samples	% AAF	
		IC Samples	IC ATF	IC AAF	OOB Samples	OOB ATF	OOB AAF	IC Samples	IC ATF	IC AAF	OOB Samples	OOB ATF	OOB AAF			
Portugal Anti-Doping Agency	ADoP	33	-	1	-	-	-	-	-	-	-	-	-	-	33	3%
International Fresh Water Sport Fishing Federation	FIPS-ed	14	-	-	-	-	-	-	-	-	-	-	-	14	-	
Spain National Anti-Doping Agency	ESP-NADO	8	-	-	-	-	-	-	-	-	-	-	-	8	-	
Italian National Anti-Doping Agency	NADO ITALIA	6	-	-	-	-	-	-	-	-	-	-	-	6	-	
International Sport Fishing Confederation	CIPS	4	-	-	-	-	-	-	-	-	-	-	-	4	-	
International Federation of Sea Fishing Sport	FIPS-M	4	-	-	-	-	-	-	-	-	-	-	-	4	-	
International Casting Sport Federation	ICSF	3	-	-	-	-	-	-	-	-	-	-	-	3	-	
Sport Ireland	SI	2	-	-	-	-	-	-	-	-	-	-	-	2	-	
Anti-Doping Agency of Serbia	ADAS	2	-	-	-	-	-	-	-	-	-	-	-	2	-	
Romanian National Anti-Doping Agency	ANAD-Romania	2	-	-	-	-	-	-	-	-	-	-	-	2	-	
Mexican National Anti-Doping Committee	MEX-NADO	1	-	-	-	-	-	-	-	-	-	-	-	1	-	
		79	-	1	-	-	-	-	-	-	-	-	-	79		

# Triatlo



## 2016 Anti-Doping Testing Figures Samples Analyzed and Reported by Accredited Laboratories in ADAMS

Table 50: ASOIF Sport - Triathlon

Testing Authority (TA)	ADAMS Code	Urine						Blood						Total Samples	% AAF
		IC		AAF		OOC		IC		AAF		OOC			
		Samples	ATF	AAF	Samples	ATF	AAF	Samples	ATF	AAF	Samples	ATF	AAF		
International Triathlon Union	ITU	667	2	6	163	-	-	36	-	-	16	-	-	882	0.7%
German National Anti-Doping Agency	NADA	77	-	-	342	-	-	18	-	-	64	-	-	501	-
French Anti-Doping Agency	AFLD-NADO	217	1	1	39	-	-	15	-	-	1	-	-	272	0.4%
Australian Sports Anti-Doping Authority	ASADA	43	-	1	60	-	-	-	-	-	34	-	-	137	0.7%
US Anti-Doping Agency	USADA	40	-	1	72	-	1	-	-	-	22	-	-	134	1.5%
China Anti-Doping Agency	CHINADA	18	-	-	87	-	-	-	-	-	15	-	-	120	-
Anti-Doping Denmark	ADD	42	-	-	67	-	1	-	-	-	6	-	-	115	0.9%
NADO Flanders	NADOF	47	-	-	39	-	1	-	-	-	3	-	-	89	1.1%
German Triathlon Union	GER-TR	81	-	4	-	-	-	-	-	-	-	-	-	81	4.9%
South African Institute for Drug-Free Sport	SAIDS	51	-	1	25	-	-	-	-	-	-	-	-	76	1.3%
International Olympic Committee	IOC	12	-	1	21	-	-	24	-	-	9	-	-	66	1.5%
Italian National Anti-Doping Agency	NADO ITALIA	44	-	1	18	-	1	-	-	-	1	-	-	63	3.2%
Japan Anti-Doping Agency	JADA	22	-	3	30	-	-	-	-	-	4	-	-	56	5.4%
Drug Free Sport New Zealand	DFSNZ	16	-	-	37	-	-	-	-	-	1	-	-	54	-
UK Anti-Doping	UNAD	-	-	-	44	-	-	-	-	-	9	-	-	53	-
Swedish Sports Confederation	RF	32	-	2	14	-	-	-	-	-	2	-	-	48	4.2%
French Community of Belgium NADO	BEL-CFWB	38	-	-	9	-	-	-	-	-	1	-	-	48	-
Portugal Anti-Doping Agency	ADoP	37	-	-	9	-	-	-	-	-	-	-	-	46	-
Finnish Center for Integrity in Sports/Finnish Anti-Doping Agency	FINOS/FINADA	18	-	-	24	-	-	-	-	-	3	-	-	45	-
National Anti-Doping Agency Austria GmbH	NADA Austria	16	-	2	26	-	-	-	-	-	-	-	-	42	4.8%
Netherlands Anti-Doping Authority	ADAN	19	-	-	17	-	-	-	-	-	6	-	-	42	-
Czech Anti-Doping Committee	CADC	30	-	1	8	-	-	-	-	-	4	-	-	42	2.4%
Anti-Doping Norway	ADN	12	1	-	19	-	2	-	-	-	7	-	-	38	5.3%
Canadian Centre for Ethics in Sport	CCES	6	-	-	30	-	-	-	-	-	2	-	-	38	-
Hungarian Anti-Doping Agency	HUNADO	23	-	-	10	-	-	-	-	-	4	-	-	37	-
Antidoping Switzerland	ADCH	-	-	-	27	-	-	-	-	-	10	-	-	37	-
Romanian National Anti-Doping Agency	ANAD-Romania	34	-	-	1	-	-	2	-	-	-	-	-	37	-
Spain National Anti-Doping Agency	ESP-NADO	14	-	1	19	-	-	-	-	-	-	-	-	33	3.0%
Italian Ministry of Health Departement	CVD-Italia	30	2	-	-	-	-	-	-	-	-	-	-	30	-
Turkish Anti Doping Commission	TADC	28	-	-	2	-	-	-	-	-	-	-	-	30	-
Basque Anti-Doping Agency	ESP-Vasco	30	-	-	-	-	-	-	-	-	-	-	-	30	-
Sport Ireland	SI	9	-	-	9	-	-	-	-	-	10	-	-	28	-
Russian National Anti-Doping Organization	RUSADA	9	-	-	17	-	-	-	-	-	-	-	-	26	-
Poland Commission Against Doping in Sports	PANDA	24	-	2	-	-	-	-	-	-	-	-	-	24	8.3%
European Triathlon Union	ETU	22	-	-	-	-	-	-	-	-	-	-	-	22	-
Korea Anti-Doping Agency	KADA	13	-	-	9	-	-	-	-	-	-	-	-	22	-
Luxembourg NADO	ALAD	13	-	-	2	-	-	-	-	-	1	-	-	16	-
Cuban National Anti-Doping Agency	CUB-NADO	1	-	-	14	-	-	-	-	-	-	-	-	15	-
Bermuda Sport Anti-Doping Authority	BSADA	3	-	-	6	-	-	-	-	-	4	-	-	13	-
Mexican National Anti-Doping Committee	MEX-NADO	12	-	-	-	-	-	-	-	-	-	-	-	12	-

18.º  
Lugar entre  
73  
Organismos

# Tiro



## 2016 Anti-Doping Testing Figures Samples Analyzed and Reported by Accredited Laboratories in ADAMS

Table 46: ASOIF Sport - Shooting

Testing Authority (TA)	ADAMS Code	Urine						Blood						Total Samples	% AAF	
		IC	ATF	AAF	Samples	ATF	AAF	Samples	IC	ATF	AAF	Samples	ATF			AAF
International Shooting Sport Federation	ISSF	447	-	-	30	-	-	-	-	-	-	-	-	-	477	-
German National Anti-Doping Agency	NADA	31	-	-	73	-	-	-	-	-	-	-	-	104	-	
International Olympic Committee	IOC	70	-	1	23	-	-	-	-	-	-	-	-	93	1.1%	
Italian National Anti-Doping Agency	NADO ITALIA	40	-	-	51	1	-	-	-	-	-	-	-	91	-	
China Anti-Doping Agency	CHINADA	41	-	-	47	-	-	-	-	-	-	-	-	88	-	
US Anti-Doping Agency	USADA	37	-	1	44	-	-	-	-	-	-	-	-	81	1.2%	
Korea Anti-Doping Agency	KADA	40	-	-	33	-	-	-	-	-	-	-	-	73	-	
National Anti Doping Agency -India	IND-NADO	-	-	-	69	-	-	-	-	-	-	-	-	69	-	
Japan Anti-Doping Agency	JADA	59	-	1	8	-	-	-	-	-	-	-	-	67	1.5%	
Romanian National Anti-Doping Agency	ANAD-Romania	59	-	-	5	-	-	-	-	-	-	-	-	64	-	
Hungarian Anti-Doping Agency	HUNADO	10	-	-	19	-	-	-	-	9	-	-	-	38	-	
Portugal Anti-Doping Agency	ADoP	33	-	-	3	-	-	-	-	-	-	-	-	36	-	
Kazakhstan National Anti-Doping Centre	KAZ-NADO	26	-	-	5	-	-	-	-	-	-	-	-	31	-	
Sports Authority of Thailand	THA-NADO	11	-	-	19	-	-	-	-	-	-	-	-	30	-	
International Military Sports Council	GISM	30	-	-	-	-	-	-	-	-	-	-	-	30	-	
Australian Sports Anti-Doping Authority	ASADA	25	-	-	-	-	-	-	-	-	-	-	-	25	-	
I.R Iran National Anti-Doping Organization	IRI-NADO	19	-	-	5	-	-	-	-	-	-	-	-	24	-	
French Anti-Doping Agency	AFLD-NADO	10	-	-	8	-	-	-	-	3	-	-	-	21	-	
Cuban National Anti-Doping Agency	CUB-NADO	-	-	-	21	-	-	-	-	-	-	-	-	21	-	
International University Sport Federation	FISU	19	-	-	-	-	-	-	-	-	-	-	-	19	-	
Croatian Institute for Toxicology and Anti-Doping	CITA	4	-	-	14	-	-	-	-	-	-	-	-	18	-	
Indonesian Anti-Doping Agency	INADA	17	-	2	-	-	-	-	-	-	-	-	-	17	11.8%	
Turkish Anti Doping Commission	TADC	10	-	-	6	-	-	-	-	-	-	-	-	16	-	
Qatar Antidoping Commission	QADC	-	-	-	15	-	-	-	-	-	-	-	-	15	-	
San Marino Standing Committee on Anti-Doping	SMR-NADO	11	-	-	3	-	-	-	-	-	-	-	-	14	-	
Belarus National Anti-Doping Agency	BNADA	8	-	-	6	-	1	-	-	-	-	-	-	14	7.1%	
National Anti-Doping Agency Austria GmbH	NADA Austria	-	-	-	14	-	-	-	-	-	-	-	-	14	-	
Czech Anti-Doping Committee	CADC	12	-	-	1	-	-	-	-	-	-	-	-	13	-	
Bulgarian Anti-doping Center	BUL-NADO	9	-	-	3	-	-	-	-	-	-	-	-	12	-	
Canadian Centre for Ethics in Sport	CCEC	9	-	-	3	-	1	-	-	-	-	-	-	12	8.3%	
Anti-Doping Norway	ADN	9	-	1	1	-	-	-	-	-	-	-	-	10	10.0%	
Russian National Anti-Doping Organization	RUSADA	10	-	-	-	-	-	-	-	-	-	-	-	10	-	
Anti-Doping Agency of Serbia	ADAS	7	-	-	3	-	-	-	-	-	-	-	-	10	-	
Finnish Center for Integrity in Sports/Finnish Anti-Doping Agency	FINOS/FINADA	8	-	-	2	-	-	-	-	-	-	-	-	10	-	
Central Asia RADO	RADOCA-RADO	-	-	-	8	-	-	-	-	-	-	-	-	8	-	
Poland Commission Against Doping in Sports	PANDA	8	-	-	-	-	-	-	-	-	-	-	-	8	-	
Slovak Anti-Doping Agency	SADA	-	-	-	7	-	-	-	-	-	-	-	-	7	-	
Anti-Doping Agency of Malaysia	ADAMAS	6	-	-	1	-	-	-	-	-	-	-	-	7	-	
ASEAN University Sports Council	AUSC	6	-	-	-	-	-	-	-	-	-	-	-	6	-	
Braslian Authority on Anti-Doping Control	ABCD	-	-	-	6	-	-	-	-	-	-	-	-	6	-	
Swedish Sports Confederation	RF	2	-	-	3	-	-	-	-	-	-	-	-	5	-	

12.º  
Lugar entre  
81  
Organismos



# Andebol



## 2016 Anti-Doping Testing Figures Samples Analyzed and Reported by Accredited Laboratories in ADAMS

Table 40: ASOIF Sport - Handball

Testing Authority (TA)	ADAMS Code	Urine						Blood						Total Samples	% AAF
		IC Samples	ATF	AAF	OOB Samples	ATF	AAF	IC Samples	ATF	AAF	OOB Samples	ATF	AAF		
German National Anti-Doping Agency	NADA	164	-	-	175	-	-	-	-	-	42	-	-	381	-
European Handball Federation	EUR-HAND	286	1	-	8	-	-	-	-	-	-	-	-	294	-
International Handball Federation	IHF	186	-	1	82	-	-	-	-	-	2	-	-	270	0.4%
French Anti-Doping Agency	AFD-NADO	65	-	1	178	-	-	-	-	-	4	-	-	247	0.4%
Swedish Sports Confederation	RF	82	-	-	140	-	1	-	-	-	-	-	-	222	0.5%
Romanian National Anti-Doping Agency	ANAD-Romania	70	-	-	87	-	-	-	-	-	39	-	-	196	-
International Olympic Committee	IOC	115	-	-	35	-	-	-	-	-	-	-	-	150	-
Italian National Anti-Doping Agency	NADO ITALIA	119	-	-	19	-	-	-	-	-	-	-	-	138	-
Poland Commission Against Doping in Sports	PANDA	80	-	1	46	-	-	-	-	-	12	-	-	138	0.7%
Anti-Doping Denmark	ADD	53	-	-	67	-	-	-	-	-	15	-	-	135	-
Turkish Anti Doping Commission	TADC	128	-	-	-	-	-	-	-	-	-	-	-	128	-
Anti-Doping Norway	ADN	51	-	-	72	-	-	-	-	-	1	-	-	124	-
Japan Anti-Doping Agency	JADA	81	-	-	20	-	-	-	-	-	-	-	-	101	-
Korea Anti-Doping Agency	KADA	65	-	-	35	-	-	-	-	-	-	-	-	100	-
Finnish Center for Integrity in Sports/Finnish Anti-Doping Agency	FINOS/FINADA	38	-	-	42	-	-	2	-	-	6	-	-	88	-
Croatian Institute for Toxicology and Anti-Doping	CITA	36	-	-	43	-	-	-	-	-	-	-	-	79	-
Saudi Arabian Antidoping Committee	KSA-NADO	70	-	3	-	-	-	-	-	-	-	-	-	70	4.3%
Portugal Anti-Doping Agency	ADoP	13	-	-	50	-	-	-	-	-	-	-	-	63	-
Qatar Antidoping Commission	QADC	41	-	-	18	-	-	-	-	-	-	-	-	59	-
Agency for Anti-Doping Control of Bosnia and Herzegovina	BIH-NADO	28	-	-	26	-	-	-	-	-	4	-	-	58	-
National Anti-Doping Agency Austria GmbH	NADA Austria	12	-	-	36	-	-	-	-	-	-	-	-	48	-
World Anti-Doping Agency	WADA-AMA	2	-	-	7	-	-	-	-	-	37	-	-	46	-
Egyptian National Anti-doping Organization	EGY-NADO	7	-	-	38	-	-	-	-	-	-	-	-	45	-
Czech Anti-Doping Committee	CADC	32	-	-	8	-	-	-	-	-	4	-	-	44	-
China Anti-Doping Agency	CHINA DA	20	-	1	14	-	-	3	-	-	-	-	-	37	2.7%
Cuban National Anti-Doping Agency	CUB-NADO	-	-	-	37	-	1	-	-	-	-	-	-	37	2.7%
Anti-Doping Agency of Serbia	ADAS	30	-	-	2	-	-	-	-	-	-	-	-	32	-
Sports Authority of Thailand	THA-NADO	4	-	-	28	-	-	-	-	-	-	-	-	32	-
Hungarian Anti-Doping Agency	HUNADO	22	-	1	10	-	-	-	-	-	-	-	-	32	3.1%
Netherlands Anti-Doping Authority	ADAN	16	-	-	14	-	-	-	-	-	-	-	-	30	-
Russian National Anti-Doping Organization	RUSADA	-	-	-	27	-	-	-	-	-	-	-	-	27	-
National Olympic and Sports Association of Iceland	ISL-NADO	8	-	-	18	-	1	-	-	-	-	-	-	26	3.8%
Spain National Anti-Doping Agency	ESP-NADO	24	-	-	-	-	-	-	-	-	-	-	-	24	-
US Anti-Doping Agency	USADA	7	-	1	17	-	-	-	-	-	-	-	-	24	4.2%
Chilean National Anti-Doping Commission	CHI-NADO	-	-	-	24	-	-	-	-	-	-	-	-	24	-
Africa Zone V RADO	AFR-RADO-V	-	-	-	19	-	-	-	-	-	-	-	-	19	-
French Community of Belgium NADO	BEL-CFWB	18	-	-	-	-	-	-	-	-	-	-	-	18	-
Olympic Council of Asia	OCA	18	-	-	-	-	-	-	-	-	-	-	-	18	-
Braslian Authority on Anti-Doping Control	ABCD	-	-	-	17	-	-	-	-	-	-	-	-	17	-
National Anti Doping Agency -India	IND-NADO	16	-	-	-	-	-	-	-	-	-	-	-	16	-
Venezuela NADO	VEN-NADO	-	-	-	14	-	-	-	-	-	-	-	-	14	-
Canadian Centre for Ethics in Sport	CCES	6	-	-	8	-	-	-	-	-	-	-	-	14	-

18.º  
Lugar entre  
73  
Organismos

# Ginástica



2016 Anti-Doping Testing Figures  
Samples Analyzed and Reported by Accredited Laboratories in ADAMS

Table 39: ASOIF Sport - Gymnastics

Testing Authority (TA)	ADAMS Code	Urine						Blood						Total Samples	% AAF
		IC	ATF	AAF	OC	ATF	AAF	IC	ATF	AAF	OC	ATF	AAF		
International Gymnastics Federation	FIG	294	3	-	63	3	-	-	-	-	3	-	-	360	-
German National Anti-Doping Agency	NADA	31	-	-	196	-	-	4	-	-	14	-	-	245	-
International Olympic Committee	IOC	88	-	4	26	-	-	-	-	-	-	-	-	114	3.5%
US Anti-Doping Agency	USADA	41	-	3	70	-	1	-	-	-	-	-	-	111	3.6%
Romanian National Anti-Doping Agency	ANAD-Romania	58	-	-	36	-	-	-	-	-	7	-	-	101	-
Japan Anti-Doping Agency	JADA	36	-	-	47	-	-	-	-	-	-	-	-	83	-
Italian National Anti-Doping Agency	NADO ITALIA	31	-	1	46	-	-	-	-	-	-	-	-	77	1.3%
China Anti-Doping Agency	CHINA	27	-	-	45	-	-	-	-	-	-	-	-	72	-
French Anti-Doping Agency	AFLD-NADO	18	-	1	31	-	-	-	-	-	17	-	-	66	1.5%
Canadian Centre for Ethics in Sport	CCES	22	-	1	36	1	-	-	-	-	-	-	-	58	1.7%
UK Anti-Doping	UKAD	-	-	-	48	-	-	-	-	-	8	-	-	56	-
Australian Sports Anti-Doping Authority	ASADA	24	-	1	28	-	-	-	-	-	2	-	-	54	1.9%
Antidoping Switzerland	ADCH	10	-	-	43	-	-	-	-	-	-	-	-	53	-
Finnish Center for Integrity in Sports/Finnish Anti-Doping Agency	FINOS/FINADA	19	-	-	25	-	-	-	-	-	4	-	-	48	-
Netherlands Anti-Doping Authority	ADAN	11	-	-	31	-	-	-	-	-	-	-	-	42	-
Russian National Anti-Doping Organization	RUSADA	5	-	-	30	-	2	-	-	-	7	-	-	42	4.8%
Portugal Anti-Doping Agency	ADAP	26	-	-	10	-	-	-	-	-	-	-	-	36	-
Hungarian Anti-Doping Agency	HUNADO	5	-	-	26	-	-	-	-	-	2	-	-	33	-
Korea Anti-Doping Agency	KADA	17	-	1	15	-	-	-	-	-	-	-	-	32	3.1%
French Community of Belgium NADO	BEL-CPWB	27	-	-	5	-	-	-	-	-	-	-	-	32	-
European Gymnastics Union	UEG	32	-	-	-	-	-	-	-	-	-	-	-	32	-
NADO Flanders	NADOF	12	-	2	17	-	-	-	-	-	-	-	-	29	6.9%
Poland Commission Against Doping in Sports	PANDA	18	-	1	8	-	-	3	-	-	-	-	-	29	3.4%
World Anti-Doping Agency	WADA-AMA	1	-	-	19	-	-	-	-	-	7	-	-	27	-
Israeli NADO	ISR-NADO	10	-	-	13	-	-	-	-	-	-	-	-	23	-
Brazilian Authority on Anti-Doping Control	ABCD	-	-	-	18	-	-	-	-	-	3	-	-	21	-
Croatian Institute for Toxicology and Anti-Doping	CITA	-	-	-	20	-	-	-	-	-	-	-	-	20	-
Egyptian National Anti-doping Organization	EGI-NADO	6	-	-	13	-	-	-	-	-	-	-	-	19	-
Czech Anti-Doping Committee	CADC	12	-	-	4	-	-	-	-	-	-	-	-	16	-
Bulgarian Anti-doping Center	BUL-NADO	9	-	-	6	-	-	-	-	-	-	-	-	15	-
Belarus National Anti-Doping Agency	BNADA	-	-	-	14	-	-	-	-	-	-	-	-	14	-
Turkish Anti Doping Commission	TADC	8	-	-	4	-	-	-	-	-	-	-	-	12	-
Cuban National Anti-Doping Agency	CUB-NADO	-	-	-	9	-	-	-	-	-	3	-	-	12	-
Anti-Doping Norway	ADN	4	-	-	4	-	-	-	-	-	-	-	-	8	-
Colombian NADO	COL-NADO	5	-	-	3	-	-	-	-	-	-	-	-	8	-
Algerian National Anti-Doping Organization	ALG-NADO	8	-	-	-	-	-	-	-	-	-	-	-	8	-
Indonesian Anti-Doping Agency	INADA	6	-	-	-	-	-	-	-	-	-	-	-	6	-
Hellenic National Council for Combatting Doping	ESKAN	-	-	-	6	-	-	-	-	-	-	-	-	6	-
Brazilian Gymnastics Confederation	BRA-GYM	6	-	-	-	-	-	-	-	-	-	-	-	6	-
Anti-Doping Agency of Serbia	ADAS	6	-	-	-	-	-	-	-	-	-	-	-	6	-
Peru National Anti-Doping Commission	CONAD PERU	-	-	-	6	-	-	-	-	-	-	-	-	6	-
Qatar Antidoping Commission	QADC	-	-	-	6	-	-	-	-	-	-	-	-	6	-
National Anti Doping Agency -India	IND-NADO	-	-	-	6	-	-	-	-	-	-	-	-	6	-
National Anti-Doping Agency Austria GmbH	NADA Austria	-	-	-	5	-	-	-	-	-	-	-	-	5	-

17.º  
Lugar entre  
72  
Organismos

# Canoagem



## 2016 Anti-Doping Testing Figures Samples Analyzed and Reported by Accredited Laboratories in ADAMS

Table 32: ASOIF Sport - Canoe / Kayak

Testing Authority (TA)	ADAMS Code	Urine						Blood						Total Samples	% AAF
		IC		AAF		OOB		IC		AAF		OOB			
		Samples	ATF	Samples	ATF	Samples	ATF	Samples	ATF	Samples	ATF	Samples	ATF		
German National Anti-Doping Agency	NADA	95	-	511	-	28	-	94	-	728	-				
China Anti-Doping Agency	CHINADA	98	1	290	4	24	-	11	-	423	0.2%				
International Canoe Federation	ICF	275	-	99	-	13	-	387	1.6%						
Hungarian Anti-Doping Agency	HUNADO	85	-	81	-	32	3	198	1.0%						
International Olympic Committee	IOC	97	-	65	-	23	-	185	-						
Russian National Anti-Doping Organization	RUSADA	47	-	123	2	1	-	171	0.6%						
Poland Commission Against Doping in Sports	PANDA	50	-	104	2	15	-	169	0.6%						
Romanian National Anti-Doping Agency	ANAD-Romania	43	-	70	-	14	-	131	16.0%						
Australian Sports Anti-Doping Authority	ASADA	36	-	57	-	12	-	105	1.0%						
Canadian Centre for Ethics in Sport	CCES	28	-	66	-	8	-	102	-						
French Anti-Doping Agency	AFLD-NADO	34	1	58	-	5	-	99	5.1%						
Kazakhstan National Anti-Doping Centre	KAZ-NADO	18	-	67	-	5	-	85	10.6%						
World Anti-Doping Agency	WADA-AMA	10	-	61	-	1	-	82	1.2%						
Italian National Anti-Doping Agency	NADO ITALIA	23	-	44	1	8	-	75	-						
Czech Anti-Doping Committee	CADC	43	-	16	-	5	-	64	-						
Korea Anti-Doping Agency	KADA	40	-	23	-	-	-	63	-						
Braslian Authority on Anti-Doping Control	ABCD	29	-	30	-	1	-	60	3.3%						
UK Anti-Doping	UKAD	-	-	56	-	1	-	57	-						
South African Institute for Drug-Free Sport	SAIDS	49	-	7	-	-	-	56	1.8%						
Drug Free Sport New Zealand	DFSNZ	15	-	38	-	2	-	55	-						
Japan Anti-Doping Agency	JADA	39	-	16	-	-	-	55	-						
Cuban National Anti-Doping Agency	CUB-NADO	-	-	28	-	15	-	43	-						
Portugal Anti-Doping Agency	ADoP	31	-	12	-	-	-	43	-						
Anti-Doping Denmark	ADD	13	-	17	-	11	-	41	-						
US Anti-Doping Agency	USADA	30	-	10	-	-	-	40	-						
Slovak Anti-Doping Agency	SADA	10	-	21	-	6	-	37	-						
Belarus National Anti-Doping Agency	BNADA	-	-	37	-	12	-	37	32.4%						
Swedish Sports Confederation	RF	12	-	20	-	5	-	37	-						
National Anti Doping Agency -India	IND-NADO	30	-	5	-	-	-	35	-						
National Anti-Doping Agency Austria GmbH	NADA Austria	6	-	28	-	1	-	35	-						
Sport Ireland	SI	-	-	13	-	21	-	34	-						
Finnish Center for Integrity in Sports/Finnish Anti-Doping Agency	FINCIS/FINADA	9	-	21	-	3	-	33	-						
Bolivian Sports Organization	ODEBO	28	-	2	-	-	-	28	7.1%						
National Anti-Doping Commission of Argentina	ARG-NADO	25	-	3	-	-	-	28	-						
European Canoe Association	ECA	26	-	-	-	-	-	26	-						
Anti-Doping Agency of Serbia	ADAS	18	-	7	-	-	-	25	-						
Anti-Doping Norway	ADN	6	-	18	-	-	-	24	-						
Bulgarian Anti-doping Center	BUL-NADO	12	-	10	-	2	-	24	-						
Egyptian National Anti-doping Organization	EGY-NADO	2	-	19	-	-	-	21	-						
Lithuanian Anti-Doping Agency	LTU-NADO	5	-	8	-	6	-	19	5.3%						

23.º  
Lugar entre  
77  
Organismos

# Kickboxing

2.º  
Lugar entre  
20  
Organismos

Table 109: AIMS Sport - Kickboxing

Testing Authority (TA)	ADAMS Code	Urine						Blood						Total Samples	% AAF	
		IC Samples	IC ATF	IC AAF	IOC Samples	IOC ATF	IOC AAF	IC Samples	IC ATF	IC AAF	IOC Samples	IOC ATF	IOC AAF			
French Anti-Doping Agency	AFLD/NADO	134	3	12	16	-	-	-	-	-	-	-	-	-	150	8%
Portugal Anti-Doping Agency	ADoP	66	-	7	-	-	-	-	-	-	-	-	-	-	66	11%
World Association of Kickboxing Organizations	WAKO	30	-	1	25	-	-	-	-	-	-	-	-	-	55	2%
Anti-Doping Norway	ADN	6	-	1	25	-	-	-	-	-	-	-	-	-	31	3%
Agency for Anti-Doping Control of Bosnia and Herzegovina	BiH-NADO	8	-	-	16	-	1	-	-	-	4	-	-	-	28	4%
Poland Commission Against Doping in Sports	PANDA	13	-	4	7	-	-	-	-	-	4	-	-	-	24	17%
National Anti-Doping Agency Austria GmbH	NADA Austria	6	-	-	14	-	-	-	-	-	-	-	-	-	20	-
French Community of Belgium NADO	BEL-CFWB	18	-	3	-	-	-	-	-	-	-	-	-	-	18	17%
Finnish Center for Integrity in Sports/Finnish Anti-Doping Agency	FINCIS/FINADA	6	-	-	7	-	-	-	-	-	2	-	-	-	15	-
NADO Flanders	NADDF	12	-	-	1	-	-	-	-	-	-	-	-	-	13	-
Anti-Doping Denmark	ADD	13	-	2	-	-	-	-	-	-	-	-	-	-	13	15%
Swedish Sports Confederation	RF	4	-	-	8	-	-	-	-	-	-	-	-	-	12	-
Sport Ireland	SI	6	-	-	6	-	-	-	-	-	-	-	-	-	12	-
Korea Anti-Doping Agency	KADA	12	-	2	-	-	-	-	-	-	-	-	-	-	12	17%
Anti-Doping Agency of Serbia	ADAS	5	-	-	7	-	-	-	-	-	-	-	-	-	12	-
Antidoping Switzerland	ADCH	-	-	-	11	-	-	-	-	-	-	-	-	-	11	-
Turkish Anti Doping Commission	TADC	10	-	-	-	-	-	-	-	-	-	-	-	-	10	-
Hellenic National Council for Combatting Doping	ESKAN	10	-	-	-	-	-	-	-	-	-	-	-	-	10	-
Croatian Institute for Toxicology and Anti-Doping	CITA	3	-	-	-	-	-	-	-	-	-	-	-	-	3	-
Hungarian Anti-Doping Agency	HUNADO	-	-	-	2	-	-	-	-	-	-	-	-	-	2	-
		362	3	32	145	-	1	-	-	-	10	-	-	-	517	

# Muaythai

Table 112: AIMS Sport - Muaythai

Testing Authority (TA)	ADAMS Code	Urine						Blood						Total Samples	% AAF
		IC			OOC			IC			OOC				
		Samples	ATF	AAF	Samples	ATF	AAF	Samples	ATF	AAF	Samples	ATF	AAF		
French Anti-Doping Agency	AFLD-NADO	124	2	9	5	-	-	13	-	-	-	-	-	142	6%
Swedish Sports Confederation	RF	28	-	4	23	-	-	-	-	-	-	-	-	51	8%
Sports Authority of Thailand	THA-NADO	34	-	1	17	1	-	-	-	-	-	-	-	51	2%
International Federation of Muaythai Amateur	IFMA	27	-	1	2	-	-	3	-	-	-	-	-	32	3%
Portugal Anti-Doping Agency	ADoP	19	1	4	-	-	-	-	-	-	-	-	-	19	21%
China Anti-Doping Agency	CHINADA	-	-	-	14	-	-	-	-	-	-	-	-	14	-
Olympic Council of Asia	OCA	13	-	-	-	-	-	-	-	-	-	-	-	13	-
NADO Flanders	NADOFL	12	-	1	-	-	-	-	-	-	-	-	-	12	8%
Poland Commission Against Doping in Sports	PANDA	8	-	-	-	-	-	-	-	-	-	-	-	8	-
Thailand University Sport Board	THA-USB	7	-	-	-	-	-	-	-	-	-	-	-	7	-
Finnish Center for Integrity in Sports/Finnish Anti-Doping Agency	FINCIS/FINADA	6	-	-	-	-	-	-	-	-	-	-	-	6	-
Czech Anti-Doping Committee	CADC	4	-	-	-	-	-	-	-	-	-	-	-	4	-
Croatian Institute for Toxicology and Anti-Doping	CITA	3	-	-	-	-	-	-	-	-	-	-	-	3	-
South East Asia RADO	SE-ASIA-RADO	-	-	-	1	-	-	-	-	-	-	-	-	1	-
Hong Kong Anti-Doping Committee	HKG-ADC	-	-	-	1	-	-	-	-	-	-	-	-	1	-
		285	3	20	63	1	-	16	-	-	-	-	-	364	

5.º  
Lugar entre  
15  
Organismos

# Boccia

Table 133: Sports for Athletes with an Impairment - Boccia

Testing Authority (TA)	ADAMS Code	Urine						Blood						Total Samples	% AAF
		IC		OOC		IC		OOC							
		Samples	ATF	AAF	Samples	ATF	AAF	Samples	ATF	AAF	Samples	ATF	AAF		
Boccia International Sports Federation	BISFED	16	1	1	-	-	-	-	-	-	-	-	-	16	6%
Canadian Centre for Ethics in Sport	CCES	5	-	-	9	-	-	-	-	-	-	-	-	14	-
China-Sport Federation of Disabled Persons	2	-	-	-	13	-	-	-	-	-	-	-	-	13	-
China Anti-Doping Agency	CHINAADA	-	-	-	12	-	-	-	-	-	-	-	-	12	-
UK Anti-Doping	UKAD	-	-	-	10	-	-	-	-	-	-	-	-	10	-
Sports Authority of Thailand	THA-NADO	-	-	-	8	-	-	-	-	-	-	-	-	8	-
International Paralympic Committee	IPC	4	-	-	1	-	-	-	-	-	-	-	-	5	-
Portugal Anti-Doping Agency	ADOP	-	-	-	5	-	-	-	-	-	-	-	-	5	-
Braslian Authority on Anti-Doping Control	ABCD	-	-	-	5	-	-	-	-	-	-	-	-	5	-
Hellenic National Council for Combatting Doping	ESKAN	-	-	-	5	-	-	-	-	-	-	-	-	5	-
Slovak Anti-Doping Agency	SADA	-	-	-	4	-	-	-	-	-	-	-	-	4	-
Netherlands Anti-Doping Authority	ADAN	-	-	-	3	-	-	-	-	-	-	-	-	3	-
Anti-Doping Singapore	ADS	-	-	-	2	1	-	-	-	-	-	-	-	2	-
Japan Anti-Doping Agency	JADA	2	-	-	-	-	-	-	-	-	-	-	-	2	-
US Anti-Doping Agency	USADA	-	-	-	1	-	-	-	-	-	-	-	-	1	-
Mexican National Anti-Doping Committee	MEX-NADO	-	-	-	1	-	-	-	-	-	-	-	-	1	-
Israeli NADO	ISR-NADO	-	-	-	1	-	-	-	-	-	-	-	-	1	-
		27	1	1	80	1	0	0	0	0	0	0	0	107	

8.º Lugar entre 17 Organismos

# N.º de Análises realizadas no âmbito do Passaporte Biológico



# Autoridade Responsável pela Gestão dos Resultados do PB



2016 Anti-Doping Testing Figures  
Samples Analyzed and Reported by Accredited Laboratories in ADAMS

Table 11: Total ABP Samples by Testing Authority\*

ADAMS Code	Testing Authority (TA)	IC	OOB	Total	%
UCI	International Cycling Union	2128	3577	5705	20%
IAAF**	International Association of Athletics Federations	3	2026	2029	7%
ITF	International Tennis Federation	105	1246	1351	5%
USADA	US Anti-Doping Agency	35	1257	1292	5%
AFLD-NADO	French Anti-Doping Agency	271	880	1151	4%
FINA	International Swimming Federation	1	1079	1080	4%
NADA	German National Anti-Doping Agency	1	1010	1011	4%
NADOFL	NADO Flanders	-	813	813	3%
ADN	Anti-Doping Norway	9	771	780	3%
ADCH	Antidoping Switzerland	9	744	753	3%
ISU	International Skating Union	521	202	723	3%
FIS	International Ski Federation	108	598	706	3%
ASADA	Australian Sports Anti-Doping Authority	5	692	697	2%
UKAD	UK Anti-Doping	16	665	681	2%
IBU	International Biathlon Union	-	645	645	2%
UEFA	Union of European Football Associations	210	384	594	2%
RUSADA	Russian National Anti-Doping Organization	-	551	551	2%
TADC	Turkish Anti Doping Commission	255	263	518	2%
ADoP	Portugal Anti-Doping Agency	-	499	499	2%
IOC	International Olympic Committee	55	440	495	2%
CHINADA	China Anti-Doping Agency	-	481	481	2%
CCES	Canadian Centre for Ethics in Sport	9	370	379	1%
FISA	International Rowing Federation	-	364	364	1%
NADA Austria	National Anti-Doping Agency Austria GmbH	1	336	337	1%
RF	Swedish Sports Confederation	1	335	336	1%
FINCIS/FINADA	Finnish Center for Integrity in Sports/Finnish Anti-Doping	2	284	286	1%
SAIDS	South African Institute for Drug-Free Sport	22	257	279	1%
WTC	World Triathlon Corporation	-	253	253	1%
World Rugby	World Rugby	3	246	249	1%
SI	Sport Ireland	-	245	245	1%
ADD	Anti-Doping Denmark	-	228	228	1%
HUNADO	Hungarian Anti-Doping Agency	-	217	217	1%
BEL-CFWB	French Community of Belgium NADO	3	170	173	1%
PANDA	Poland Commission Against Doping in Sports	21	148	169	1%
ADAN	Netherlands Anti-Doping Authority	-	153	153	1%
ITU	International Triathlon Union	-	151	151	0.5%
DFSNZ	Drug Free Sport New Zealand	-	146	146	0.5%

19.º Lugar  
entre 85  
Organismos





## N.º de Colheitas de PB por Autoridade Nacionais

11.º Lugar  
entre 46  
Autoridades



WORLD  
ANTI-DOPING  
AGENCY  
play true

2016 Anti-Doping Testing Figures  
Samples Analyzed and Reported by Accredited Laboratories in ADAMS


Table 12: Total ABP Samples by Testing Authority Category - continued

ADAMS Code	National Anti-Doping Organizations	IC	OOB	Total	%
USADA	US Anti-Doping Agency	35	1257	1292	10%
AFLD-NADO	French Anti-Doping Agency	271	880	1151	9%
NADA	German National Anti-Doping Agency	1	1010	1011	8%
NADOF	NADO Flanders	-	813	813	6%
ADN	Anti-Doping Norway	9	771	780	6%
ADCH	Antidoping Switzerland	9	744	753	6%
ASADA	Australian Sports Anti-Doping Authority	5	692	697	5%
UKAD	UK Anti-Doping	16	665	681	5%
RUSADA	Russian National Anti-Doping Organization	-	551	551	4%
TADC	Turkish Anti Doping Commission	255	263	518	4%
ADoP	Portugal Anti-Doping Agency	-	499	499	4%
CHINADA	China Anti-Doping Agency	-	481	481	4%
CCES	Canadian Centre for Ethics in Sport	9	370	379	3%
NADA Austria	National Anti-Doping Agency Austria GmbH	1	336	337	3%
RF	Swedish Sports Confederation	1	335	336	3%
FINCIS/FINADA	Finnish Center for Integrity in Sports/Finnish Anti-Doping	2	284	286	2%
SAIDS	South African Institute for Drug-Free Sport	22	257	279	2%
SI	Sport Ireland	-	245	245	2%
ADD	Anti-Doping Denmark	-	228	228	2%
HUNADO	Hungarian Anti-Doping Agency	-	217	217	2%
BEL-CFWB	French Community of Belgium NADO	3	170	173	1%
PANDA	Poland Commission Against Doping in Sports	21	148	169	1%
ADAN	Netherlands Anti-Doping Authority	-	153	153	1%
DFSNZ	Drug Free Sport New Zealand	-	146	146	1%
ESP-NADO	Spain National Anti-Doping Agency	5	139	144	1%
JADA	Japan Anti-Doping Agency	-	140	140	1%
KADA	Korea Anti-Doping Agency	64	63	127	1%
ABCD	Brasilian Authority on Anti-Doping Control	-	94	94	1%
EADA	Estonian Anti-Doping Agency	-	87	87	1%
COL-NADO	Colombian NADO	32	51	83	1%
KAZ-NADO	Kazakhstan National Anti-Doping Centre	39	9	48	0.4%
QADC	Qatar Antidoping Commission	-	34	34	0.3%
IND-NADO	National Anti Doping Agency -India	-	31	31	0.2%
JADCO	Jamaica Anti-Doping Commission	-	18	18	0.1%

## N.º de colheitas de PB por Autoridades Nacionais



2016 Anti-Doping Testing Figures  
Samples Analyzed and Reported by Accredited Laboratories in ADAMS



Pela 1.ª vez a Autoridade Antidopagem de Portugal, saiu em 2016 do grupo “Other”, onde sempre esteve nos últimos anos para ser individualizada no gráfico da WADA.

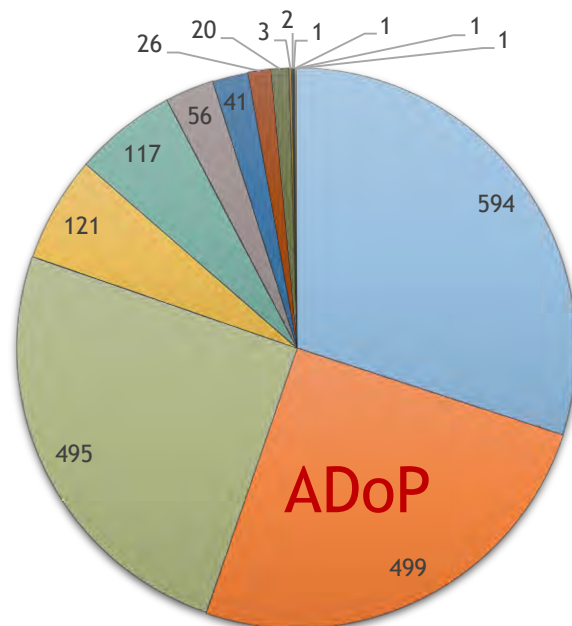
## N.º de colheitas de PB por outras Organizações Vs. ADoP

Table 12: Total ABP Samples by Testing Authority Category - continued

ADAMS Code	Other Sport Organizations*	IC	OOB	Total	%
UEFA	Union of European Football Associations	210	384	594	40%
ADoP	Portugal Anti-Doping Agency	-	499	499	
IOC	International Olympic Committee	55	440	495	33%
EA	European Athletics Association	-	121	121	8%
IPC	International Paralympic Committee	-	117	117	8%
WADA-AMA	World Anti-Doping Agency	-	56	56	4%
CIP	Italian Paralympic Committee	-	41	41	3%
AFR-RADO-V	Africa Zone V RADO	-	26	26	2%
AAA	Asian Athletics Association	-	20	20	1%
AFR-RADO-I	Africa Zone I RADO	-	3	3	0.2%
EUR-VB	European Volleyball Confederation	2	-	2	0.1%
E-EUR-RADO	Eastern Europe RADO	0	1	1	0.1%
AND-ATH	Andorra Athletics Federation	0	1	1	0.1%
BRA-ATH	Brazilian Athletics Confederation	0	1	1	0.1%
ESP-ATH	Spanish Athletics Federation	0	1	1	0.1%
<b>Totals</b>		<b>267</b>	<b>1,212</b>	<b>1,479</b>	

Pela primeira vez a Autoridade Antidopagem de Portugal ficou em 2.º lugar relativamente a outras Organizações com grande relevância e responsabilidade no combate à dopagem no desporto mundial, quanto ao numero total de amostras colhidas no âmbito do PB.

## N.º de colheitas de PB por outras Organizações Vs. ADoP



- Union of European Football Associations
- European Athletics Association
- Italian Paralympic Committee
- Africa Zone I RADO
- Andorra Athletics Federation
- Portugal Anti-Doping Agency
- International Paralympic Committee
- Africa Zone V RADO
- European Volleyball Confederation
- Brazilian Athletics Confederation
- International Olympic Committee
- World Anti-Doping Agency
- Asian Athletics Association
- Eastern Europe RADO
- Spanish Athletics Federation

# Amostras de PB Analisadas Mundialmente entre 2009 e 2016



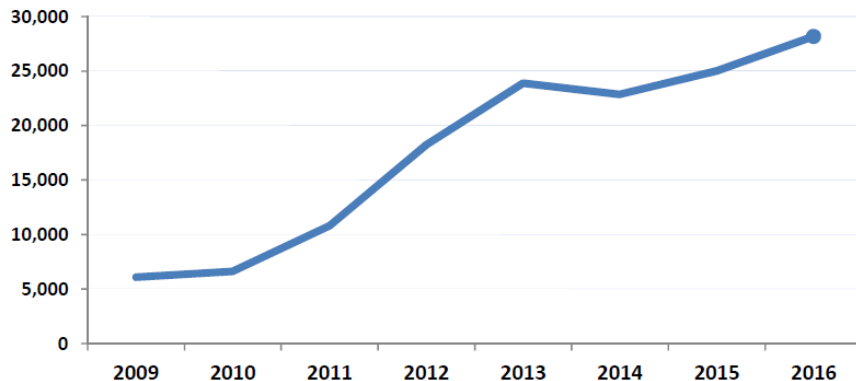
2016 Anti-Doping Testing Figures  
 Samples Analyzed and Reported by Accredited Laboratories in ADAMS

Table 1: Total ABP Samples Analyzed per Year

Year	ABP Samples* Analyzed	% Change Year to Year
2009	6,082	-
2010	6,610	+9%
2011	10,795	+63%
2012	18,223	+69%
2013	23,877	+31%
2014	22,849	-4%
2015	25,012	+9%
<b>2016</b>	<b>28,173</b>	<b>+13%</b>

A ADoP mostrou em 2016 mais uma vez que segue a tendência mundial na Luta Contra a Dopagem no Desporto no âmbito do Passaporte Biológico

Total ABP Samples\* Analyzed per Year



# Áreas de grande importância e relevância para a ADoP em 2016

## SISTEMA DE GESTÃO DA QUALIDADE

A Estrutura de Suporte ao Programa Antidopagem, continua a manter em 2016, a sua certificação da Norma ISO 9001:2008 nos seguintes processos:

- Gestão
- Compras
- Planeamento
- Realização de Controlos
- Gestão das Autorizações de Utilização Terapêutica, resultados, sanções e apelos
- Educação e Informação

Em 2017, a ADoP vai implementar já no seu SGQ, a nova Norma ISO 9001:2015, apesar da mesma só ser obrigatória a partir de setembro de 2018.



## INFORMAÇÃO E EDUCAÇÃO

- ➡ Em colaboração com a Marinha Portuguesa, formação sobre a problemática da dopagem no desporto destinada a alunos/militares do curso de Educação Física da Armada (CEFA, Marinha Portuguesa);
- ➡ Ação de formação sobre a problemática do uso de substâncias e métodos proibidos de dopagem no desporto, para jovens atletas da Seleção Nacional de Ténis de Mesa;
- ➡ Colaboração com a UEFA no Programa de Controlo de dopagem implementado às seleções que participaram no Euro 2016;
- ➡ Ação de sensibilização sobre a problemática do uso de substâncias consideradas proibidas no Desporto, junto dos reclusos do Instituto Prisional do Vale dos Judeus;
- ➡ Participação no memorando de entendimento no âmbito da “Declaração Antidopagem treinador/atleta, juntamente com o Instituto Português do Desporto e Juventude, Plano Ético no desporto e a Confederação de treinadores de Portugal;
- ➡ Participação na Pós-graduação da Escola Superior de Enfermagem S. Francisco das Misericórdias da Universidade Autónoma;
- ➡ Formação de 65 RCDs para preparar futuros responsáveis de Controlo de Dopagem;
- ➡ Participação na “ação de formação de treinadores”, organizada pela Câmara Municipal de Portalegre.



# Alguns dos momentos mais relevantes da ADoP em 2016

## A ADoP colaborou com o Programa de Controlo de Dopagem da UEFA para o Euro 2016



A UEFA publicou, em Julho de 2016, um comunicado de imprensa relativo ao Programa de Controlo de Dopagem que implementou relativamente às seleções que participaram no Euro 2016, destacando a colaboração das Organizações Nacionais Antidopagem que, como a ADoP, contribuíram para o sucesso do referido programa.

Nesse comunicado, a UEFA refere que o Programa de Controlo de Dopagem que preparou e realizou para o Euro 2016 foi o mais abrangente que até à data foi realizado neste tipo de competição.

O Dr. Marc Vouillamoz, responsável pelo Departamento Médico e Antidopagem da UEFA, refere que o sucesso do programa antidopagem no EURO 2016 foi coletivo e que a UEFA exprime a sua gratidão às Organizações Nacionais Antidopagem que, como a ADoP, colaboram com este programa.

Para além do exposto, a UEFA considera o programa do Passaporte Biológico português no futebol, um dos mais fortes da Europa.

## A ADoP participou em 2016 na assinatura da primeira “Declaração Antidopagem Treinador-Atleta”



O Presidente da ADoP, Dr. Rogério Jóia, participou na assinatura da primeira “Declaração Antidopagem Treinador-Atleta” em outubro de 2016.

O Instituto Português do Desporto e Juventude, a Autoridade Antidopagem de Portugal, o Plano Nacional de Ética no Desporto, e a Confederação de Treinadores de Portugal com o intuito pedagógico de luta contra a dopagem, assinaram em novembro, um “Memorando de Entendimento” no âmbito da “Declaração Antidopagem Treinador-Atleta”.

A presente declaração, entre treinador e atleta representa o compromisso conjunto de repudiar a utilização de quaisquer substâncias ou métodos proibidos no desporto, no respeito pela saúde dos atletas, pela lealdade na competição e pela ética desportiva.

A “Declaração Antidopagem Treinador-Atleta” é uma enorme demonstração de vontade na promoção de um desporto limpo e livre de dopagem.

## Cooperação - Governo da Região Administrativa Especial de Macau da República Popular da China (RAEM)



A ADoP recebeu uma Delegação de Macau no passado em novembro de 2016, constituída pelo Exmo. Sr. Dr. João Madeira Fonseca, Técnico Superior Assessor do Ministro do Desporto e o Exmo. Sr. Dr. Sérgio Conceição, Diretor do Centro de Medicina Desportiva de Macau com vista à futura colaboração que se prevê protocolar.

Nesta visita, a delegação teve a oportunidade de conhecer e inteirar-se sobre as diferentes componentes da atividade desenvolvida pela ADoP.

No decurso da visita foram discutidas formas de colaboração entre as duas Autoridades, no âmbito da luta contra a dopagem no desporto, designadamente ao nível da produção legislativa, nessa decorrência a delegação convidou ainda a ADoP a estabelecer um futuro protocolo com a Autoridade Antidopagem Chinesa (CHINADA).

## Protocolo Bilateral entre Portugal e Cabo Verde para a criação da futura Autoridade Antidopagem de Cabo Verde



Em 2016 a ADoP recebeu o Exmo. Sr. Dr. Emanuel Passos, representante de Cabo Verde, com vista à elaboração de um Protocolo Bilateral de colaboração entre estes dois países com o objetivo de criar a futura Autoridade Antidopagem de Cabo Verde.

No decurso das várias reuniões ocorridas, foram debatidas futuras formas de colaboração entre os dois países, no âmbito da luta contra a dopagem no desporto.

A futura Organização Nacional Antidopagem de Cabo Verde (ONAD-CV) solicitou-nos deste modo total colaboração, tendo em consideração as inúmeras áreas necessárias para que uma Autoridade Antidopagem possa exercer em pleno as suas funções em conformidade com as Normas Internacionais emanadas pela Agência Mundial Antidopagem.

## A ADoP realizou um novo concurso para os futuros “Responsáveis de Controlo de Dopagem - RCD” da ADoP



O Concurso para os futuros “Responsáveis de Controlo de Dopagem - RCD” da ADoP, decorreu com enorme sucesso em 2016, tendo a ADoP no âmbito do mesmo preenchido 65 vagas com novos RCDs, espalhados por todas as zonas dos Países incluindo as Ilhas da Madeira e Açores.

O programa de formação elaborado pela ADoP, do qual a própria Agência Mundial Antidopagem participou pela primeira vez, teve por parte de todos os participantes a opinião unânime de que o mesmo possuía uma elevada qualidade técnico-científica.

Para isso contribuíram os excelentes oradores convidados pela ADoP, sendo dentro das suas áreas formadores reconhecidos por todos como dos mais conceituados a nível nacional e internacional.

# Prémio ADoP Parceiro do Ano 2016



## PRÉMIO ADoP PARCEIRO DO ANO 2016

A Autoridade Antidopagem de Portugal decidiu distinguir em 2016, com este galardão, o Dr. João Fernando de Magalhães Marques, como reconhecimento pela extraordinária cooperação prestada como Formador e Responsável pelos Controlos de Dopagem - RCD, a esta Autoridade.

O Dr. João Fernando de Magalhães Marques, pela sua dedicação e profissionalismo ao serviço da ADoP, possibilitou que a luta contra a dopagem em Portugal, atingisse um nível de excelência, reconhecida pelos diversos intervenientes no movimento desportivo, quer a nível nacional, quer a nível internacional.







Autoridade Antidopagem de Portugal

**OBRIGADO**